

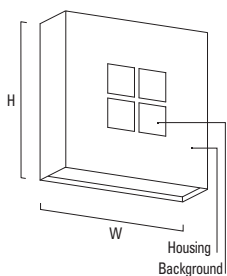
**SAMPLE CATALOG NUMBER**

CB3108 - 2QF26(MVOLT) - PG7032 - NB5022 - XPS  
 Model Number Lamping Option (Voltage) Housing Finish Background Finish Option

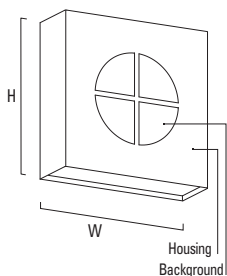
Model		Lamping Options		Finish		Diffuser Options		Options		
Model Number	Dimensions			Housing	Background					
<b>CB3128</b> ADA	W	9"	(229 mm)	2QF18 2N60T10	PTD	PTD	• AR • PP	• SL • SR	• BL	• TL
	H	9"	(229 mm)						FUSE	XEM
	D	4"	(102 mm)						REM	XPS
	MC	4-1/2"	(114 mm)							
<b>CB3108</b> ADA	W	12"	(305 mm)	2LF13 2QF26 2N60T10	PTD	PTD	• AR • PP	• SL • SR	• BL	REM
	H	12"	(305 mm)						• DIM-A	• TL
	D	4"	(102 mm)						• DIM-L	XEM
	MC	6"	(152 mm)						FUSE	XPS
<b>CB3130</b> ADA	W	9"	(229 mm)	2QF18 2N60T10	PTD	PTD	• AR • PP	• SL • SR	• BL	• TL
	H	9"	(229 mm)						FUSE	XEM
	D	4"	(102 mm)						REM	XPS
	MC	4-1/2"	(114 mm)							
<b>CB3110</b> ADA	W	12"	(305 mm)	2LF13 2QF26 2N60T10	PTD	PTD	• AR • PP	• SL • SR	• BL	REM
	H	12"	(305 mm)						• DIM-A	• TL
	D	4"	(102 mm)						• DIM-L	XEM
	MC	6"	(152 mm)						FUSE	XPS

**LINE DRAWINGS**

**CB3128 / CB3108**



**CB3130 / CB3110**



**ABBREVIATION KEY**

• Indicated Finish or Option is not available with XPS

Dimensions	
W	Width
H	Height
D	Depth (measured from wall to front of fixture)
MC	Mounting Center (measured from top of fixture to center of junction box)
Lamping Options (Voltage)	
LF13	13w twin tube, 4-pin 2GX7 base, FLR (MVOLT)
QF18	18w quad, 4-pin G24q-2 base, FLR (MVOLT; 347V)
QF26	26w quad, 4-pin G24q base, FLR (MVOLT; 347V)
N40T10	40w T-10, medium base, INC (120V)
N60T10	60w T-10, medium base, INC (120V)
Specify Voltage or MVOLT MVOLT is a ballast that operates 120V through 277V	
Finishes (see inside back cover)	
PTD	Painted - specify color code (ex. BRNZ for Bronze)
Diffuser Options (see inside back cover)	
• AR	Arctic Crush Lumicor®
• PP	Paper Leaf Lumicor®
• SL	Silver Spun Lumicor®
• SR	Saffron Taipei Lumicor®
Options	
• BL	Bottom lens, tempered prismatic glass
• DIM-A	Fluorescent dimming, Advance Mark 10, specify 120V or 277V (QF26 only)
• DIM-L	Fluorescent dimming, Compact SE, specify 120V or 277V (QF26 only)
FUSE	Fusing, specify 120V or 277V
REM	Remote emergency battery pack for fluorescent lampping, not available with 347V
• TL	Top lens, tempered prismatic glass, downwatt 2N60 to 2N40
XEM	Emergency battery pack mounted in provided recessed box for fluorescent lampping (replaces standard junction box), not available with 347V
XPS	Express 10 day shipment

**PHOTOMETRICS and BIM**

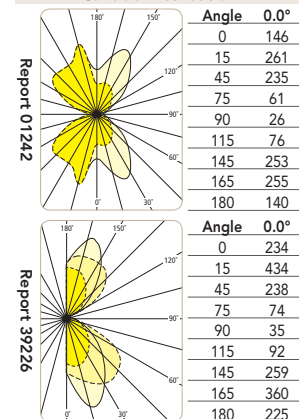
Complete BIM (Building Information Modeling) and photometric files for these models may be downloaded from [www.visalighting.com](http://www.visalighting.com)

**Reports**

IES File Number	LER	Report	page
CB3128-2QF18	42	01242	405
CB3108-2QF26	34	39226	432
CB3130-2QF18	42	01242	405
CB3110-2QF26	34	39226	432

See report on indicated page for complete detail

**Candela Distribution**



**Silver Spun Lumicor® (SL)**



Door Height = 7'  
 Ceiling Height = 9'  
 Silhouette Height = 6'

# ART SCONCE™

INDOOR

DECORATIVE AND PERFORMANCE

WALL



CB3108-PG7032-NB5022



CB3110-AG7038-JB9005

## FEATURES

- 5 year product warranty
- ADA compliant
- Heavy gauge fabricated metal housing
- Oven cured no VOC acrylic powder coat
- Easy tool-less relamping
- Optional specialty diffuser materials available, including some Lumicor® recyclable resin materials
- Fluorescent or incandescent lamping
- High power factor electronic ballast (fluorescent lamping)
- Mounts to standard electrical junction box (by others) with provided hardware. XEM option requires replacement of junction box with proprietary junction box (included with XEM option). The XEM junction box is available as a ship-ahead component for rough-in if needed

## COMPANIONS

 <p>Southridge Outdoor P 388</p>	 <p>Linear Art Sconce Wall P 98</p>	 <p>Infinity Performance Pendant P 256</p>
--	--	---

## SUGGESTED VARIATIONS

- Specialty finishes to match architectural detail
- Specialty diffuser material
- Custom window cutout in housing
- Can be constructed of non-ferrous materials for use in magnetic resonance imaging (MRI) rooms
- Glass insert with extra silk screen artwork



Approved for indoor damp locations.  
Metal finishes require DCC (damp clear coat) for 5 year warranty