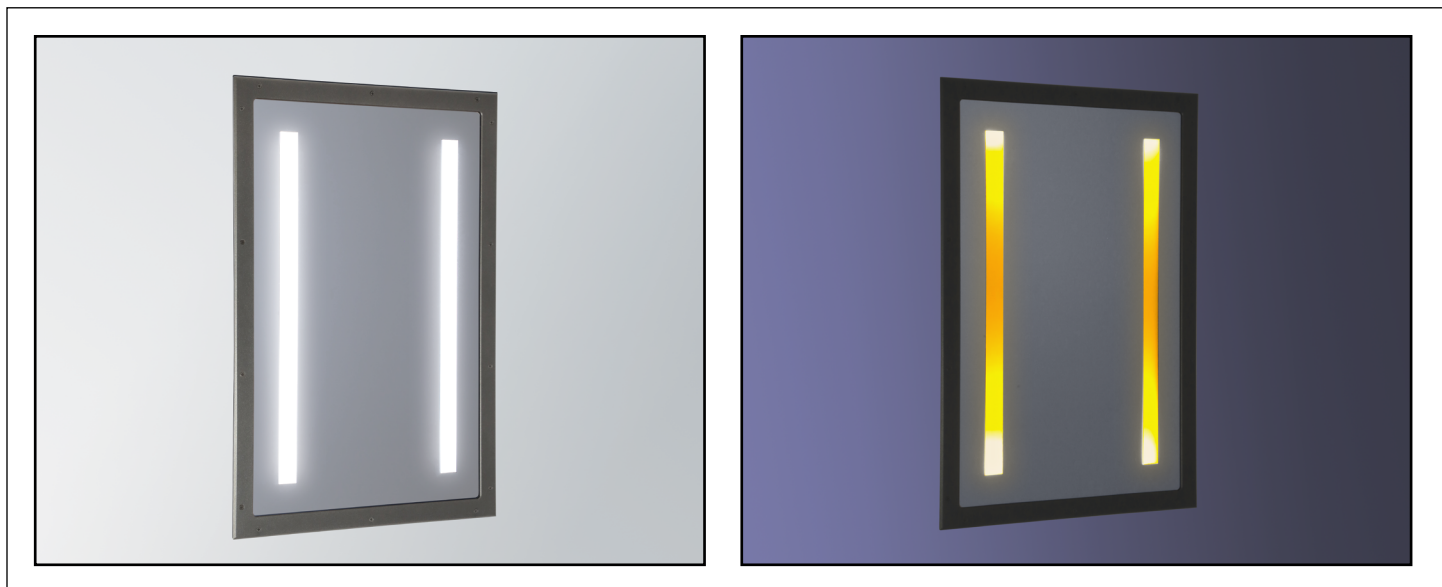


CB1851 SOLE™


VisaLighting.com/products/Sole

Type: _____ Project: _____ Location: _____

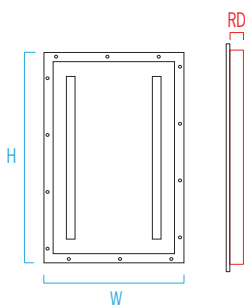


DIMENSIONS

W = Width X = Height RD = Recessed Depth

W	20" (508 mm)
H	30" (762 mm)
RD	3-5/8" (92 mm)

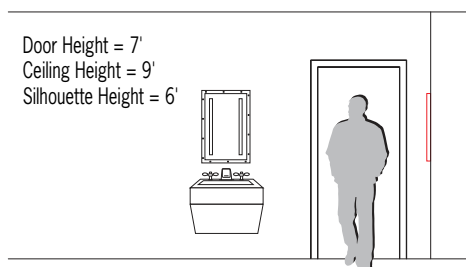
See framing detail on page 3



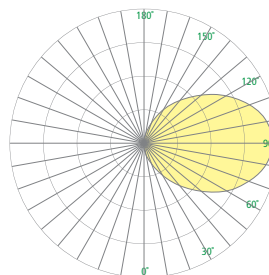
FEATURES

- Remote driver box is delivered wired and attached to the back of the LED assembly
- Recommend removing driver box from LED assembly and mounting in a remote location to allow servicing without disturbing mirror installation
- Optional amber LED Night Light
- IP65 rated for wash down applications
- IK10+ (100 joules) Impact resistant polycarbonate mirror
- Ligature resistant
- Heavy duty 5/16" machined aluminum frame
- Tamper resistant hardware
- Optional antimicrobial coating (no VOC) on mirror frame
- Scratch resistant coating for polycarbonate mirror surface; abrasion resilient silicone hard coating offering the ultimate level of scratch resistance
- No VOC powder coat paint
- ETL listed for wet locations. Not suited for exterior applications

RELATIVE SCALE DRAWING



PHOTOMETRICS



IP65



ADA Compliant



ETL Listed



5 Year Warranty

CB1851 SOLE (cont.)



Fill in shaded boxes using information listed below

CB1851	—	MVOLT			
MODEL	SOURCE ¹	VOLTAGE	SOURCE OPTION ²	FINISH	OPTION ³
	L30K(H) L30K(L) L35K(H) L35K(L) L40K(H) L40K(L)	MVOLT	NGT	See last page for finish order codes	AMC

SOURCE¹ (Select one)

Dimmable 0-10V to 1%
Minimum 90CRI, within 3-step MacAdam

Source	CCT	Delivered Lumens	Power/Watts
L30K(H)	3000K	675	20
L30K(L)	3000K	325	9
L35K(H)	3500K	675	20
L35K(L)	3500K	325	9
L40K(H)	4000K	675	20
L40K(L)	4000K	325	9

-L output intended to deliver 20fc maintained illuminance at 24 inches from center of mirror face. Intended for users between ages 25-65.
-H output intended to deliver 40fc maintained illuminance at 24 inches from center of mirror face. Intended for users over age 65.

VOLTAGE

MVOLT	120-277V, 50/60 Hz
-------	--------------------

LUMEN MAINTENANCE RATING

L80 (reported)	> 60,000 hrs
----------------	--------------

SOURCE OPTION²

		Delivered Lumens	Power/Watts
NGT	Night Light (amber LED) (non-dimming)	50	6

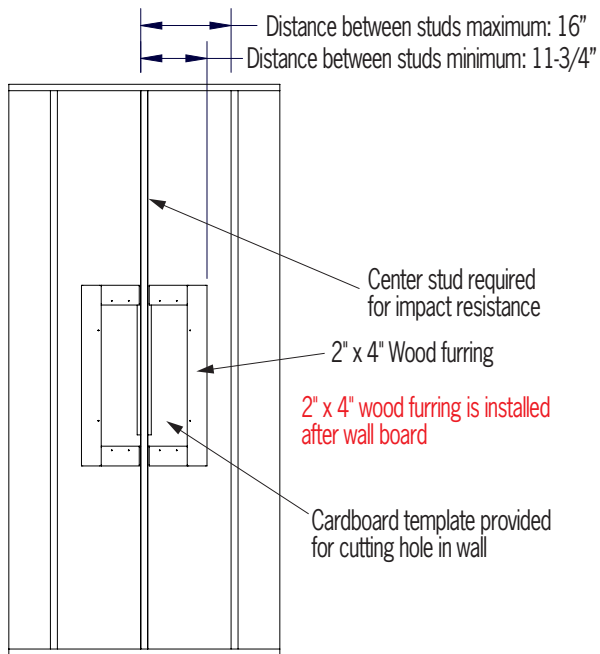
OPTION³

AMC	Antimicrobial coating (no VOC) for painted surfaces
-----	---

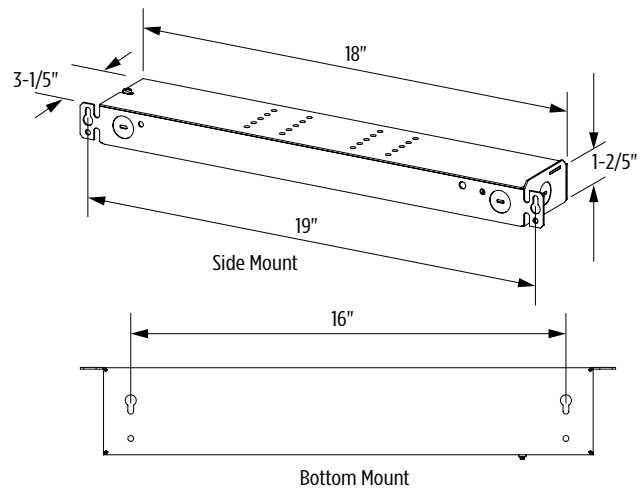
CB1851 SOLE (cont.)



FRAMING DETAIL



REMOTE DRIVER INFORMATION



Maximum Recommended Remote Wiring Distance from remote driver box to fixture

- 18AWG – 50ft
- 16AWG – 80ft
- 14AWG – 130ft
- 12AWG – 200ft
- 10AWG – 330ft

See Sole [field instructions](#) for 2" x 4" wood furring dimensions.

- Cardboard hole template provided with each mirror
- No parts from Visa Lighting required prior to installation of wall board. 2" x 4" wood furring is installed after cutting the hole in the wall for the LED assembly
- 2" x 4" wood furring must be installed as described, to achieve rated impact resistance and to avoid a safety hazard
- Remote driver box is delivered wired and attached to the back of the LED assembly
- Recommend removing driver box from LED assembly and mounting in a remote location to allow servicing without disturbing mirror installation

SOLE PRODUCT FAMILY

- CB1851
- CB1853

See [Visalighting.com/products/Sole](https://visalighting.com/products/Sole) for more information

CB1851 SOLE (cont.)

FINISHES

Specify color code when ordering. For accurate color matching, individual paint and finish samples are [available upon request](#).
For more information about our finishes visit visalighting.com/finishes

Powder Coat Paint Finishes (Standard)

						
AGGY Agate Grey	ALGN Alpine Green	BJBG Baja Beige	BMAT Bronze Matte	BRNZ Bronze	BSIL Blade Silver	CVBL Cove Blue
						
DEOR Deoro Gold	GLWT Glacier White	GSIL Graphite Silver	HRGR Harbor Grey	JTBK Jet Black	OCBL Ocean Blue	SHGR Shoreline Grey
						
SBGN Sagebrush Green	SLGR Slate Grey	SSTP Sierra Taupe	TRCN Terracotta Canyon	TRWT Traffic White	VLBK Velvet Black	VNRD Vineyard Red