


CP1350 RAE

Type: _____ Project: _____ Location: _____

DIMENSIONS^{1,8}

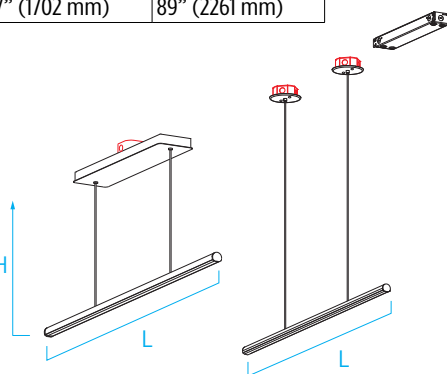
W = Width H = Height STD OAH = Standard Overall Height
MAX OAH = Maximum Overall Height WT = Weight

L	45" (1143 mm)	67" (1702 mm)	89" (2261 mm)
W	1-3/8" (35 mm)		
H	1-1/2" (38 mm)		
STD OAH	48" (1219 mm)		
MAX OAH	72" (1829 mm)		
WT	< 5 lb		



End View

OAH



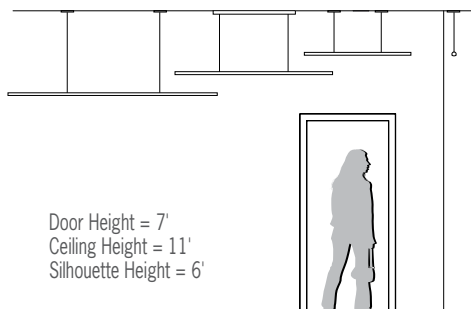
Surface Canopy (SDC)

Remote Driver Canopy (RMD)

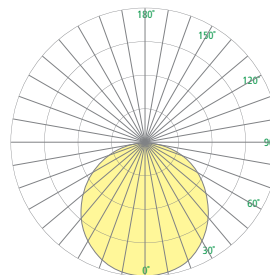
FEATURES

- High or low lumen output
- 0-10V dimming to 1%
- Optional 90CRI
- Remote driver (RMD) canopies are 5-1/4" diameter and 1-2/5" deep and mount over 4x4 junction box (by others) with provided hardware and are painted white
- Driver in canopy (SDC) varies with length of fixture and is 1-1/4" deep. It mounts over 4" junction box (by others) with provided hardware and is painted white
- Suspended via black, white or gray linen braided power cord
- Extruded aluminum body
- Machined endcaps
- Acrylic diffuser with internal light-scattering film
- Non-VOC powder coat or environmentally friendly low VOC metal alternative finishes
- ETL listed for damp locations. Not suited for exterior applications

RELATIVE SCALE DRAWING



PHOTOMETRICS



CP1350 RAE (cont.)

Fill in shaded boxes using information listed below

CP1350									
MODEL	LENGTH ¹	SOURCE ²	SOURCE OPTION ³	VOLTAGE ⁴	FINISHES	CORD COLOR ⁵	DRIVER ⁶	OPTION ⁷	OAH ⁸
	45 67 89	L30K(H) L30K(L) L35K(H) L35K(L) L40K(H) L40K(L)	90CRI	MVOLT 347V	See last page for finish order codes	BSC WSC GSC	SDC RMD	DCC	See page 1
	See page 1		Minimum 80CRI is standard if option is not selected						

SOURCE² (Select one length and one source)

Minimum 80CRI, within 3-step MacAdam

SOURCE ²	CCT	45"		67"		89"	
		Delivered Lumens	Power/Watts	Delivered Lumens	Power/Watts	Delivered Lumens	Power/Watts
L30K(H)	3000K	2500	31	3800	46	5000	61
L30K(L)	3000K	1400	16	1950	22	2600	29
L35K(H)	3500K	2600	31	3900	46	5200	61
L35K(L)	3500K	1450	16	2000	22	2600	29
L40K(H)	4000K	2700	31	3900	46	5200	61
L40K(L)	4000K	1450	16	2000	22	2700	29

SOURCE OPTION³

Minimum 80CRI within 3-step MacAdam is standard if option is not selected

90CRI	Color rendering index minimum 90, minimum R9 value of 50 (delivered lumens reduced by 4%)
-------	---

VOLTAGE⁴ (Select one)

MVOLT	120-277V, 50/60 Hz
347V	347V, 50/60 Hz Not available with SDC option

LUMEN MAINTENANCE RATING

L80 (reported)	>50,000hrs
----------------	------------

OPTION⁷

⚠ Option availability may be interdependent with Other Options

DCC	Damp clear coat for metal finishes (required for 5 year warranty when used in damp locations)
-----	---

CORD COLOR⁵ (Select one)

BSC	Black linen braided over power cord
WSC	White linen braided over power cord
GSC	Gray linen braided over power cord

DRIVER⁶ (Select one)

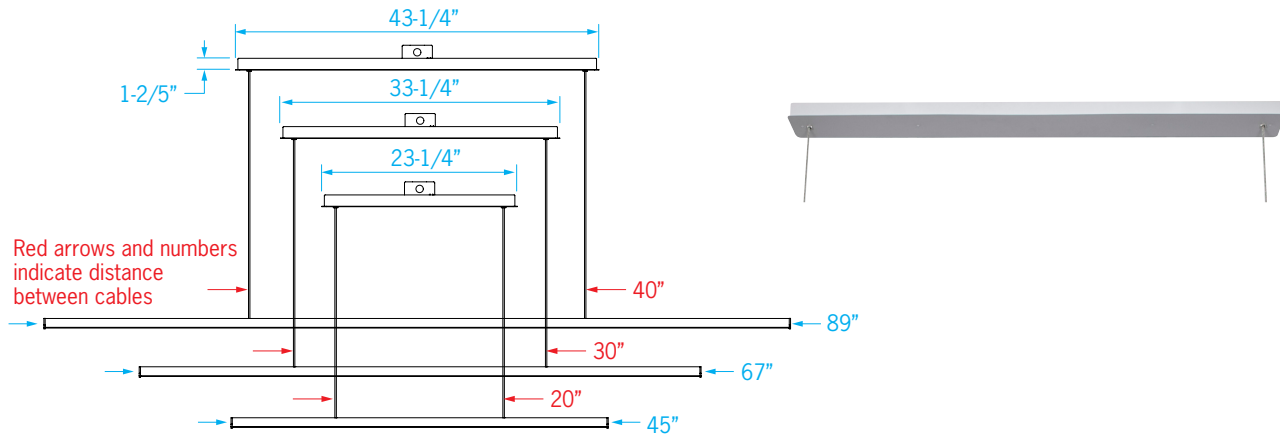
See page 3 for more information

⚠ Availability may be interdependent with Voltage, Source or Other Options

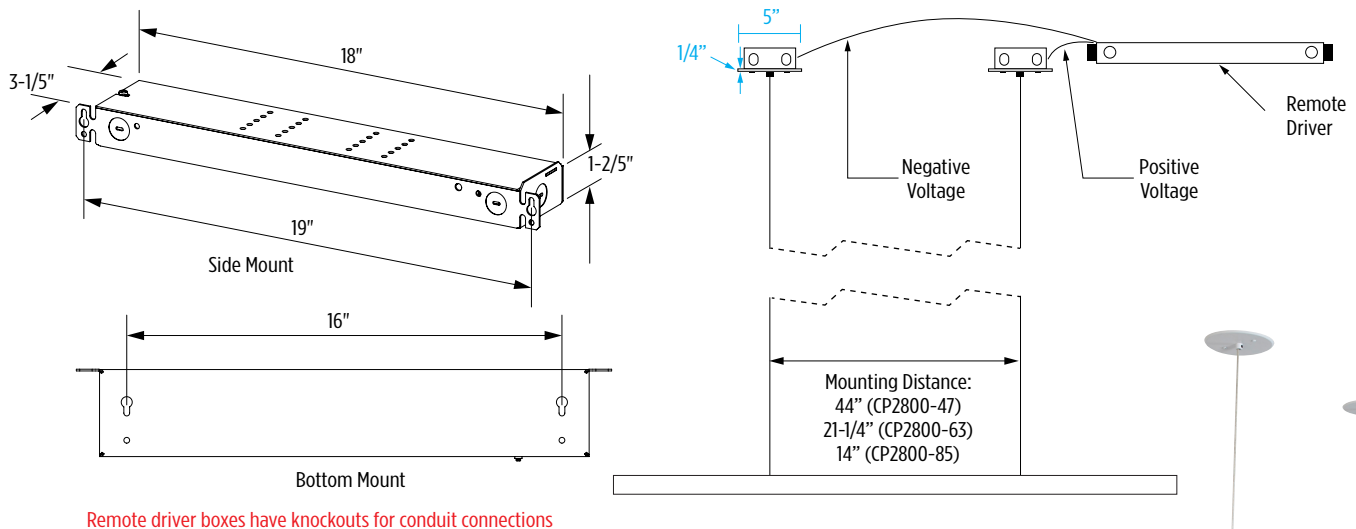
SDC	Surface canopy with integral driver; canopy is painted white (not available with 347V option)
RMD	Remote driver enclosure, has knockouts for conduit connection, may be recess mounted with insulation contact (type IC).

CP1350 RAE (cont.)

SURFACE CANOPY DRIVER (SDC) INFORMATION



REMOTE DRIVER (RMD) INFORMATION



Maximum Recommended Remote Wiring Distance from RMD to fixture canopy

- 18AWG – 50ft
- 16AWG – 80ft
- 14AWG – 130ft
- 12AWG – 200ft
- 10AWG – 330ft

CP1350 RAE (cont.)

SUGGESTED VARIATIONS

- Custom lengths from 11" to 89" available in 11" nominal increments
- Custom lumen outputs up to 1000 lm/ft available
- Custom distance between two support cords
- Other cord colors

See [Visalighting.com/products/Rae](https://visalighting.com/products/Rae) for more information

FINISHES

Specify color code when ordering. For accurate color matching, individual paint and finish samples are [available upon request](#).
For more information about our finishes visit visalighting.com/finishes

Powder Coat Paint Finishes (Standard)

						
AGGY Agate Grey	ALGN Alpine Green	BJBG Baja Beige	BMAT Bronze Matte	BRNZ Bronze	BSIL Blade Silver	CVBL Cove Blue
						
DEOR Deoro Gold	GLWT Glacier White	GSIL Graphite Silver	HRGR Harbor Grey	JTBK Jet Black	OCBL Ocean Blue	SHGR Shoreline Grey
						
SBGN Sagebrush Green	SLGR Slate Grey	SSTP Sierra Taupe	TRCN Terracotta Canyon	TRWT Traffic White	VBLK Velvet Black	VNRD Vineyard Red

Alternative Metal Finishes (Premium)

			
BBA Brushed Brass Alternative	BCA Brushed Chrome Alternative	BUA Brushed Copper Alternative	BZA Brushed Bronze Alternative
			
OBA Oil-Rubbed Bronze Alternative	PRA Pewter Alternative	RBA Rustic Brass Alternative	SNA Satin Nickel Alternative

Metal Finish (Premium)


BA Brushed Aluminum