


CP2800 VOLARE™


VisaLighting.com/products/Volare

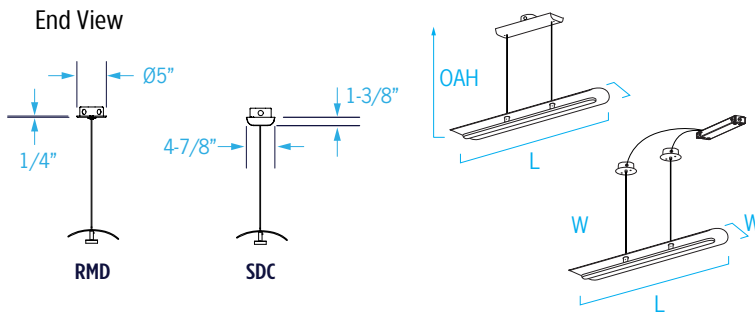
Type: _____ Project: _____ Location: _____

DIMENSIONS^{1,5}

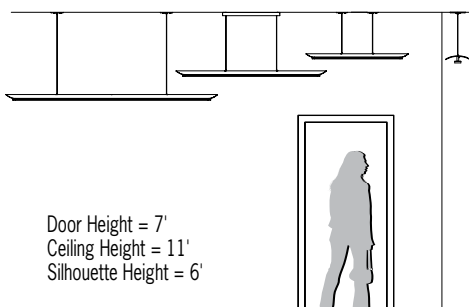
W = Width L = Length OAH = Standard Overall Height WT = Weight

	CP2800-47	CP2800-63	CP2800-85
L	46-1/2" (1181 mm)	63" (1600 mm)	85" (2159 mm)
W	8-1/2" (216 mm)		
OAH	120" (3048 mm)		
WT	5-1/2 lb	7 lb	9-1/2 lb

End View



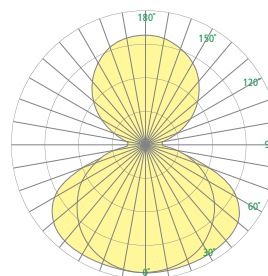
RELATIVE SCALE DRAWING



FEATURES

- Available in 4ft, 5ft, and 7ft nominal lengths
- High or low lumen output; ambient illumination in up and down directions
- 0-10V to 1% dimming
- Optional 90+ CRI
- Remote Driver (RMD) includes 2 round canopies that mount over (2) standard 4x4 junction boxes centered above each cord (by others). Canopies are 5" diameter and 1/4" deep and are painted white. See page 3 for more information
- Driver in Canopy (SDC) includes rectangular driver enclosure with decorative curved profile and mounts over (1) standard 4x4 junction box centered above the fixture (by others). Canopy is 1-1/2" deep with lengths of 17-1/4", 24" and 46-3/4" respective to fixture length and painted white. See page 3 for more information
- Suspended via black, white, or grey cloth braided power cord. Overall height (OAH) can be field adjusted to a shorter length during installation
- Canopy is painted white
- Translucent acrylic shade gently curves over a thin lightbar
- Light bar is suspended under the acrylic with hidden supports and appears to float underneath the illuminated shade. Supports are painted black; 47" and 63" models have (2) supports, 85" has (3) supports
- Non-VOC powder coat finishes
- ETL listed for damp locations. Not suited for exterior applications

PHOTOMETRICS



CP2800 VOLARE (cont.)

Fill in shaded boxes using information listed below

CP2800		- MVOLT						
MODEL	LENGTH ¹	SOURCE ²	SOURCE OPTION ³	VOLTAGE MVOLT	BAR FINISH	CORD COLOR	DRIVER ⁴	OAH ⁵
	47 63 85	L30K(H) L30K(L) L35K(H) L35K(L) L40K(H) L40K(L)	90CRI		See last page for finish order codes	BSC GSC WSC	RMD SDC	See page 1

See page 1

SOURCE² (Select one length and one source)

Dimmable 0-10V to 1%, Minimum 83CRI, within 3-step MacAdam

SOURCE	CCT	47"		63"		85"	
		Delivered Lumens	Power/Watts	Delivered Lumens	Power/Watts	Delivered Lumens	Power/Watts
L30K(H)	3000K	4500	41	6000	53	8100	72
L30K(L)	3000K	3000	26	4000	34	5400	46
L35K(H)	3500K	4600	41	6200	53	8400	72
L35K(L)	3500K	3100	26	4100	34	5500	46
L40K(H)	4000K	4700	41	6200	53	8500	72
L40K(L)	4000K	3100	26	4100	34	5600	46

VOLTAGE

MVOLT	120-277V, 50/60 Hz
-------	--------------------

LUMEN MAINTENANCE RATING

L80 (reported)	>60,000 hrs
----------------	-------------

SOURCE OPTION³

Minimum 80CRI within 3-step MacAdam is standard if option is not selected

90CRI	Color rendering index minimum 90, minimum R9 value of 50 (delivered lumens reduced by 5%)
-------	---

CORD COLOR⁴ (Select one)

BSC	Black linen braided over power cord
GSC	Gray linen braided over power cord
WSC	White linen braided over power cord

DRIVER⁴ (Select one)

See page 3 for more information

 Availability may be interdependent with Voltage, Source or Other Options

SDC	Surface canopy with integral driver; canopy is painted white
RMD	Remote driver enclosure, has knockouts for conduit connection, may be recess mounted with insulation contact (type IC).

5-1/4" (133 mm)



1/4" (5 mm)



RMD Canopy

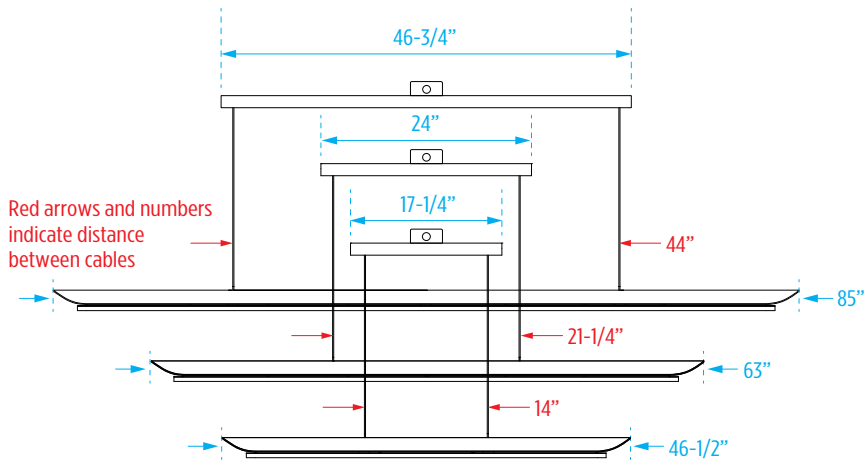
1-1/2" (388 mm)



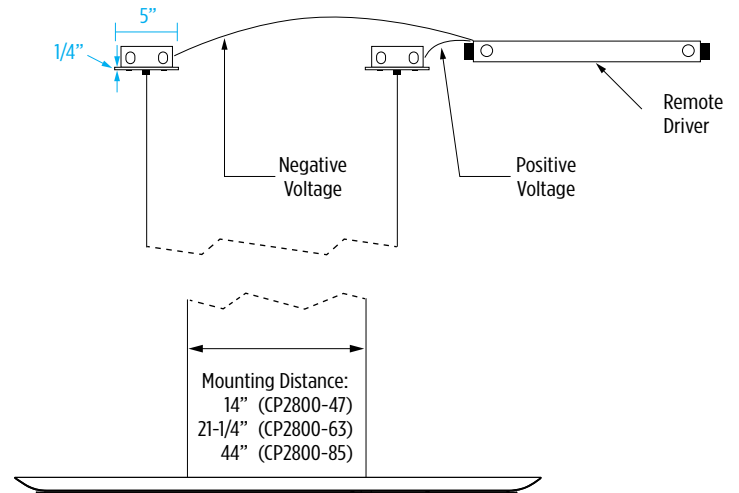
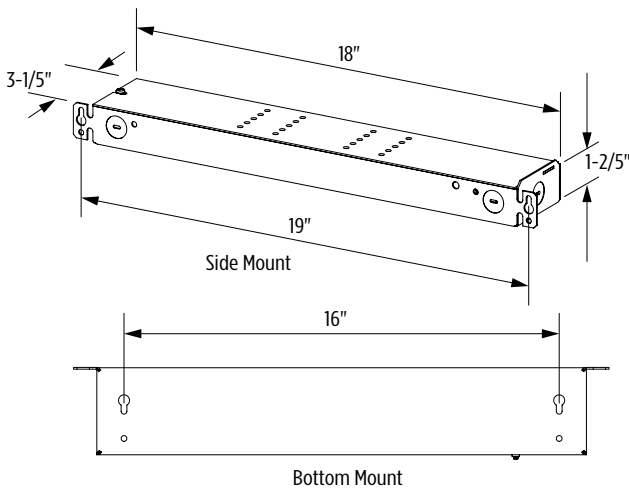
SDC Canopy

CP2800 VOLARE (cont.)

SURFACE CANOPY DRIVER (SDC) INFORMATION



REMOTE DRIVER (RMD) INFORMATION



Remote driver boxes have knockouts for conduit connections

Maximum Recommended Remote Wiring Distance from RMD to fixture canopy

- 18AWG – 50ft
- 16AWG – 80ft
- 14AWG – 130ft
- 12AWG – 200ft
- 10AWG – 330ft

CP2800 VOLARE (cont.)



VOLARE PRODUCT FAMILY

- CP2800 – 47"
- CP2800 – 63"
- CP2800 – 85"

SUGGESTED VARIATIONS

- Custom colors

See [Visalighting.com/products/Volare](https://visalighting.com/products/Volare) for more information

FINISHES

Specify color code when ordering. For accurate color matching, individual paint and finish samples are [available upon request](#).
For more information about our finishes visit visalighting.com/finishes

Powder Coat Paint Finishes (Standard)

						
AGGY Agate Grey	ALGN Alpine Green	BJBG Baja Beige	BMAT Bronze Matte	BRNZ Bronze	BSIL Blade Silver	CVBL Cove Blue
						
DEOR Deoro Gold	GLWT Glacier White	GSIL Graphite Silver	HRGR Harbor Grey	JTBK Jet Black	OCBL Ocean Blue	SHGR Shoreline Grey
						
SBGN Sagebrush Green	SLGR Slate Grey	SSTP Sierra Taupe	TRCN Terracotta Canyon	TRWT Traffic White	VLBK Velvet Black	VNRD Vineyard Red