

CP5014 INFINITY™ PERFORMANCE

4' Straight



Visalighting.com/products/Infinity-Performance

Type: _____ Project: _____ Location: _____



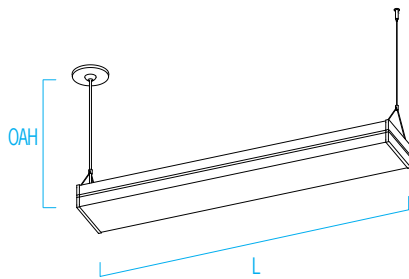
DIMENSIONS⁵

OAH is the distance (in inches) from the bottom of the fixture to the ceiling plane.
Example - OAH(24) indicates an overall fixture height of 24"

⚠ OAH must be specified

L = Length OAH = Standard Overall Height

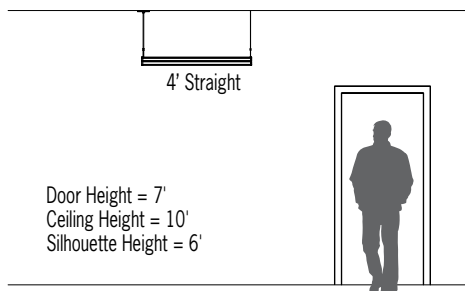
L 48" (1219 mm)
OAH 24" (610 mm)



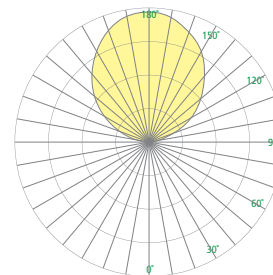
FEATURES

- Integral LED driver
- Modular design for replacement of LED source and driver
- Optional 90+CRI (delivered lumens reduced by 5%)
- Configurable segments available to create unique shapes for general illumination and architectural expression. See KT Series for component segments
- Patented Power Art Cable™ mounting system uses a braided stainless steel jacket to encapsulate power conductors and provide support; single circuit
- Rated for loads up to 150 lbs (ETL listed)
- Clear prismatic top lens for ease of maintenance and preservation of optical integrity
- Mounts to standard electrical junction box (by others) with provided hardware. For T-bar installation, Caddy 512HD or equivalent (by others) is required at each mounting location
- Extruded aluminum side panels with architectural reveal and fabricated bottom housing
- No VOC powder coat paint
- ETL listed for damp locations. Not suited for exterior applications

RELATIVE SCALE DRAWING



PHOTOMETRICS



CP5014 INFINITY PERFORMANCE (cont.)

4' Straight



Fill in shaded boxes using information listed below

CP5014		-		MVOLT			
MODEL	SOURCE¹ L30K(H) L30K(L) L35K(H) L35K(L) L40K(H) L40K(L)	SOURCE OPTION² 90CRI	VOLTAGE MVOLT	FINISH See last page for finish order codes	OPTION³ CPM	BOTTOM DETAIL⁴ SLD CNF SLT WIN	OAH⁵ See page 1

SOURCE¹ (Select one)

Dimmable 0-10V to 1%, Minimum 80CRI, within 3-step MacAdam

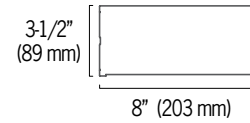
SOURCE	CCT	Delivered Lumens	Power (Watts)
L30K(H)	3000K	5500	56
L30K(L)	3000K	3600	35
L35K(H)	3500K	5500	56
L35K(L)	3500K	3600	35
L40K(H)	4000K	5700	56
L40K(L)	4000K	3700	35

Wattages decrease by 9W when bottom detail is solid

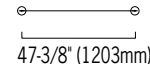
VOLTAGE

MVOLT	120-277V, 50/60 Hz
--------------	--------------------

HOUSING PROFILE



MOUNTING LOCATION



(Power Art Cable™ can be field installed at either end)

SOURCE OPTION²

90CRI	Color rendering index 93; minimum R9 value of 50 (delivered lumens reduced by 5%)
--------------	---

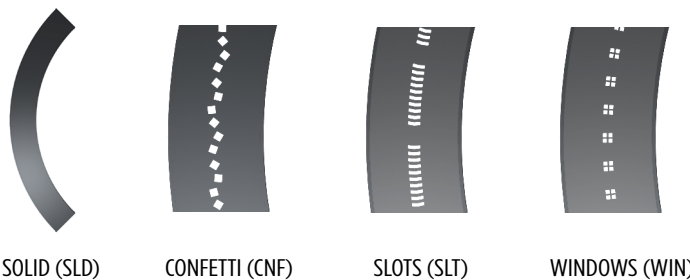
OPTION³

CPM	Canopy painted to match
------------	-------------------------

BOTTOM DETAIL⁴ (Select one)

Cutouts backed by white acrylic

SLD	Solid
CNF	Confetti
SLT	Slots
WIN	Windows



CP5014 INFINITY PERFORMANCE (cont.)

4' Straight



INFINITY PERFORMANCE PRODUCT FAMILY

Arc	4'	• CP5002
	8'	• CP5004
	10'	• CP5006
Straight	4'	• CP5014
Circle	8'	• CP5020
	16'	• CP5022
KT Series		• KT5000 Series

SUGGESTED VARIATIONS

- Custom color or material
- Color LEDs
- Color diffuser
- Custom cutouts or logos in bottom detail
- Direct downlight
- RGB

See [Visalighting.com/products/Infinity-Performance](https://visalighting.com/products/Infinity-Performance) for more information

FINISHES

Specify color code when ordering. For accurate color matching, individual paint and finish samples are [available upon request](#). For more information about our finishes visit visalighting.com/finishes

Powder Coat Paint Finishes (Standard)

AGGY Agate Grey	ALGN Alpine Green	BJBG Baja Beige	BMAT Bronze Matte	BRNZ Bronze	BSIL Blade Silver	CVBL Cove Blue
DEOR Deoro Gold	GLWT Glacier White	GSIL Graphite Silver	HRGR Harbor Grey	JTBK Jet Black	OCBL Ocean Blue	SHGR Shoreline Grey
SBGN Sagebrush Green	SLGR Slate Grey	SSTP Sierra Taupe	TRCN Terracotta Canyon	TRWT Traffic White	VBLK Velvet Black	VNRD Vineyard Red