

OW2211 Pla™

3 Square Accents



Visalighting.com/products/Pla

Type: _____ Project: _____ Location: _____

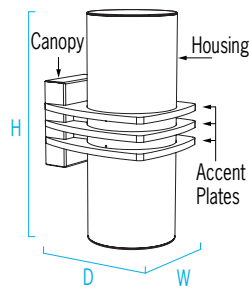


DIMENSIONS

Depth is measured from wall to front of fixture

W = Width H = Height D = Depth

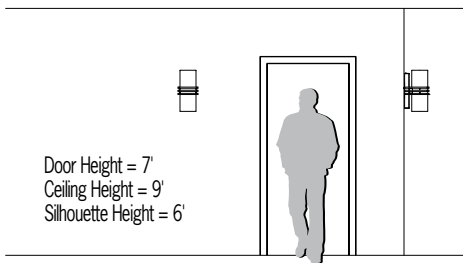
W	8-5/8"	(219 mm)
H	18"	(178 mm)
D	10-5/8"	(270 mm)



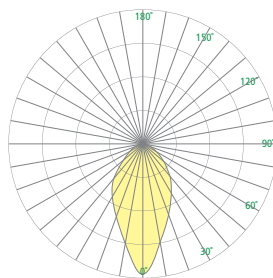
FEATURES

- Integral high power factor electronic driver with MVOLT operation in wall bracket canopy
- Modular design for replacement of LED source and power supply
- IP65 rated
- Bracket mounting system simplifies installation and maintenance
- Mounts over 4" junction box
- Tamper resistant fasteners
- Meets seismic guidelines for weight
- Cast and fabricated aluminum
- Luminous housing is clear high impact grade acrylic, inner cylinder is frosted acrylic
- No VOC powder coat paint finish

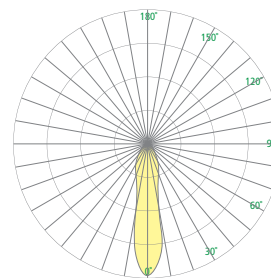
RELATIVE SCALE DRAWING



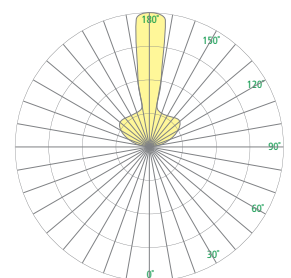
PHOTOMETRICS (per direction - up/down)



MED (50° Beam)



NRW (23° Beam)



Luminous



IP65



ETL Listed



5 Year Warranty

OW2211 Plā (cont.)

3 Square Accents



Fill in shaded boxes using information listed below

OW2211					MVOLT		
MODEL	UPLIGHT SOURCE ¹	UPLIGHT OPTIC ²	DOWNLIGHT SOURCE ³	DOWNLIGHT OPTIC ⁴	VOLTAGE MVOLT	CANOPY & HOUSING FINISH	ACCENT PLATE FINISH
	AMB BLU L30K L35K L40K NONE	MED NRW L P NONE	AMB BLU L30K L35K L40K NONE	MED NRW L P NONE			See last page for finish order codes
	AMB and BLU available in Pencil Beam Optic Only		AMB and BLU available in Pencil Beam Optic Only				See last page for finish order codes

SOURCES – UPLIGHT¹ & DOWNLIGHT³ (Select one each)
OPTICS – UPLIGHT² & DOWNLIGHT⁴ (Select one each)

Dimmable 0-10V to minimum 10% and are 93CRI, within 3-step MacAdam

Source	CCT	per direction (up/down)			Optic
		Delivered MED	Delivered NRW	Power (Watts)	
L30K	3000K	2200	1600	29	MED (50° Beam) NRW (23° Beam)
L35K	3500K				
L40K	4000K				

		Delivered Luminous (L)		Optic
Source	CCT	Delivered L	Power (Watts)	
L30K	3000K	950	14	L (Luminous)
L35K	3500K			
L40K	4000K			

White Pencil Beam Sources are 82CRI within 3-step MacAdam (Dimming not available with pencil beam optic)

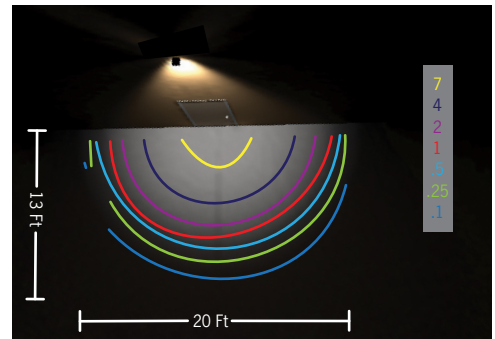
		Delivered Pencil Beam (P)		Optic
Source	CCT	Delivered P	Power (Watts)	
AMB		670	12	P (Pencil Beam) Not dimmable
BLU		230		
L30K	3000K	730		
L35K	3500K	750		
L40K	4000K	790		

NONE If an uplight or downlight source and optic is not needed, choose none


VOLTAGE

MVOLT	120-277V, 50/60 Hz
-------	--------------------

PATH OF EGRESS



L35K, 50 degree beam spread, downlight only, mounted 16' above grade, .70 light loss factor used



Luminous Uplight 50° (MED) Downlight

Pencil Beam Uplight Luminous (L) Downlight

Pencil Beam Uplight 50° (MED) Downlight

OW2211 Plā (cont.)

3 Square Accents



Plā PRODUCT FAMILY

No Accents		• OW2201
1 Accent	Square	• OW2203
	Round	• OW2205
4 Accents	Square	• OW2207
	Round	• OW2209
3 Accents	Square	• OW2211
	Round	• OW2213

SUGGESTED VARIATIONS

- Custom colors

See [Visalighting.com/products/Pla](https://visalighting.com/products/Pla) for more information

FINISHES

Specify color code when ordering. For accurate color matching, individual paint and finish samples are [available upon request](#). For more information about our finishes visit visalighting.com/finishes

Powder Coat Paint Finishes (Standard)

AGGY Agate Grey	ALGN Alpine Green	BJBG Baja Beige	BMAT Bronze Matte	BRNZ Bronze	BSIL Blade Silver	CVBL Cove Blue
DEOR Deoro Gold	GLWT Glacier White	GSIL Graphite Siver	HRGR Harbor Grey	JTBK Jet Black	OCBL Ocean Blue	SHGR Shoreline Grey
SBGN Sagebrush Green	SLGR Slate Grey	SSTP Sierra Taupe	TRCN Terracotta Canyon	TRWT Traffic White	VBLK Velvet Black	VNRD Vineyard Red