


# OW2302 SCOPE™

## Luminous Acrylic Body



[VisaLighting.com/products/Scope](http://VisaLighting.com/products/Scope)

Type: \_\_\_\_\_ Project: \_\_\_\_\_ Location: \_\_\_\_\_



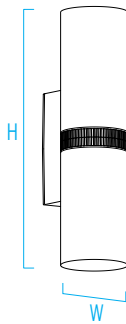
### DIMENSIONS

Depth is measured from wall to front of fixture

W = Width H = Height D = Depth

- W** 3-7/8" (98 mm)
- H** 15" (381 mm)
- D** 5-1/4" (133 mm)
- D (with JBC option)** 5-1/2" (140 mm)

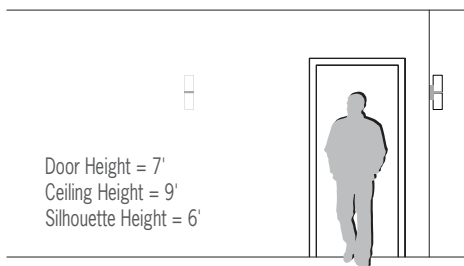
For mullion mounting: Minimum required mullion width is 3"



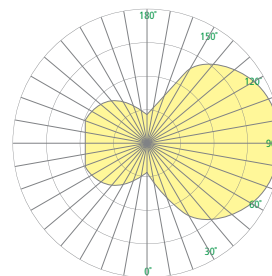
### FEATURES

- Integral driver (unless RMD option is selected)
- 0-10V dimming to 10%
- IP65 rated
- Bracket mounting system simplifies installation and maintenance
- Surface mount to 2x4 junction box or window mullion. Mullion mount requires RMD option and minimum 3" mullion. Optional junction box cover (JBC) is available for 4x4 or octagonal junction box
- Tamper resistant fasteners
- Frosted 1/4" high impact grade acrylic (non-matte finish on end cap)
- No VOC powder coat paint finish
- ETL listed for wet location

### RELATIVE SCALE DRAWING



### PHOTOMETRICS



# OW2302 SCOPE (cont.)

## Luminous Acrylic Body



Fill in shaded boxes using information listed below

<b>OW2302</b>		<b>MVOLT</b>		
<b>MODEL</b>	<b>SOURCE<sup>1</sup></b> • L30K • L35K • L40K	<b>VOLTAGE</b> MVOLT	<b>FINISH</b>  See last page for finish order codes	<b>OPTION(S)<sup>2</sup></b> JBC RMD XPS  Driver is integral unless remote driver (RMD) option is selected

**SOURCE<sup>1</sup>** (Select one)

Minimum 90CRI, within 3-step MacAdam  
Dimmable 0-10V to 10%

Source	CCT	Delivered Lumens	Power/Watts
• L30K(H)	3000K	1000	15
• L35K(H)	3500K		
• L40K(L)	4000K		

**VOLTAGE**

<b>MVOLT</b>	120-277V, 50/60 Hz
--------------	--------------------

**LUMEN MAINTENANCE RATING**

<b>L70</b>	55,000hrs
------------	-----------

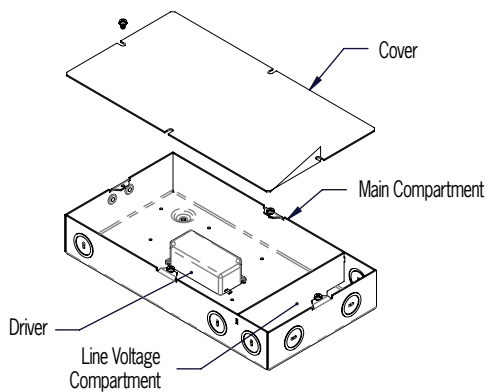
**OPTIONS<sup>2</sup>** (Multiple Selections Allowed)

Integral driver unless Remote Driver (RMD) is selected

⚠ Option availability may be interdependent with Voltage, Source or Other Options

<b>JBC</b>	Junction box cover (4-1/2" square) for use with an existing 4" or octagonal junction box. Painted to match finish
<b>RMD</b>	Remote mounted driver (required for mullion mount)
<b>XPS</b>	Express 10 day shipping. Items marked with a bullet (•) are not available with XPS

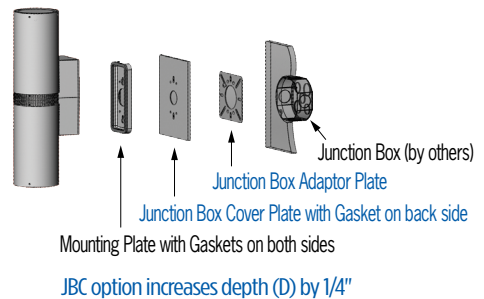
**REMOTE DRIVER (RMD) INFORMATION**



Maximum Recommended Remote Wiring Distance from RMD to fixture canopy

- 10GA 1400 ft
- 12GA 900 ft
- 14GA 550 ft
- 16GA 350 ft
- 18GA 200 ft

**JUNCTION BOX COVER (JBC option) MOUNTING DETAIL**



Remote driver boxes have knockouts for conduit connections

# OW2302 SCOPE (cont.)

## Luminous Acrylic Body



### SCOPE PRODUCT FAMILY

• OW2300	Cast Body - Downlight & Uplight
• OW2302	Luminous Acrylic Body
• OW2304	Acrylic Upper Body - Cast Lower Body w/ Downlight
• OW2306	Cast Body - Downlight (or Uplight) Only
• OW2308	Acrylic Upper Body - Cast Lower Body/No Downlight

### SUGGESTED VARIATION

- Custom finish colors
- Colored diffusers
- Alternate beam angles
- Reduced lumen output

See [Visalighting.com/Products/Scope](https://visalighting.com/Products/Scope) for more information

### FINISHES

Specify color code when ordering. For accurate color matching, individual paint and finish samples are [available upon request](#). For more information about our finishes visit [visalighting.com/finishes](https://visalighting.com/finishes)

#### Powder Coat Paint Finishes (Standard)

						
<b>AGGY</b> Agate Grey	<b>ALGN</b> Alpine Green	<b>BJBG</b> Baja Beige	<b>BMAT</b> Bronze Matte	<b>BRNZ</b> Bronze	<b>BSIL</b> Blade Silver	<b>CVBL</b> Cove Blue
						
<b>DEOR</b> Deoro Gold	<b>GLWT</b> Glacier White	<b>GSIL</b> Graphite Silver	<b>HRGR</b> Harbor Grey	<b>JTBK</b> Jet Black	<b>OCBL</b> Ocean Blue	<b>SHGR</b> Shoreline Grey
						
<b>SBGN</b> Sagebrush Green	<b>SLGR</b> Slate Grey	<b>SSTP</b> Sierra Taupe	<b>TRCN</b> Terracotta Canyon	<b>TRWT</b> Traffic White	<b>VBLK</b> Velvet Black	<b>VNRD</b> Vineyard Red