

CP6102 CELEST HX™

Large 48" H - Aluminum Panels



VisaLighting.com/products/Celest-hx

Type: _____ Project: _____ Location: _____



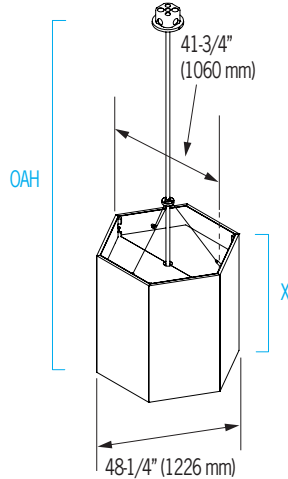
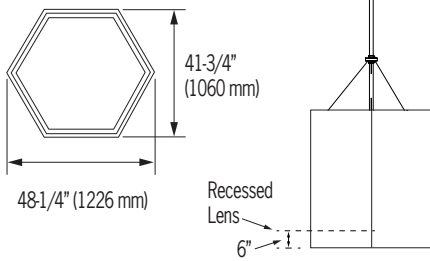
DIMENSIONS⁶

OAH MUST BE SPECIFIED


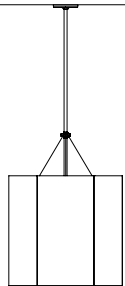
OAH is the distance (in inches) from the bottom of the fixture to the ceiling plane.

X = Body Height OAH = Overall Height WT = Weight

| | |
|-----|---------------|
| X | 48" (1219 mm) |
| OAH | 96" (2438 mm) |
| WT | <150 lb |



RELATIVE SCALE DRAWING

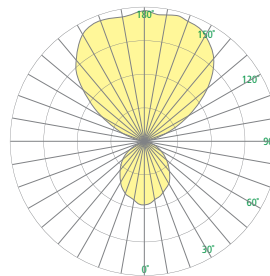


Door Height = 7'
Ceiling Height = 18'
Silhouette Height = 6'

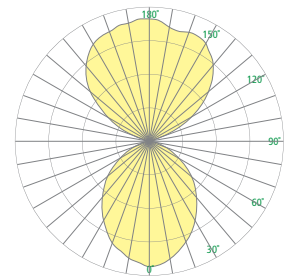
FEATURES

- Integral drivers
- Up & down light available in Direct-Indirect (DIRIND) or Semi-Indirect (SEMIND) distribution
- Uplight and downlight separately switched and dimmed (may be wired together during installation)
- Swivel ball & stem mount directly to structural blocking; wire connections can be made through a 4" octagonal 2-1/8" deep electrical junction box (by others)
- Inner luminous assembly suspended directly by stem; may be suspended and wired separately with outer shade panels installed later
- Outer shade panel assembly suspended via aircraft cables to stem collar with fittings concealed behind panels for height and levelling adjustment
- Frosted acrylic top and bottom lenses
- Shade panels are shipped disassembled for flat packing
- Lightweight, recyclable aluminum outer shade panels
- Non-VOC powder coat finishes or environmentally friendly low VOC metal alternative finishes
- ETL listed for damp locations. Not suited for exterior applications

PHOTOMETRICS



Semi-Indirect (SEMIND)



Direct-Indirect (DIRIND)



CP6102 CELEST HX (cont.)

Large 48" H - Aluminum Panels



Fill in shaded boxes using information listed below

CP6102

MODEL

SOURCE¹

- L30K(H)
- L30K(L)
- L35K(H)
- L35K(L)
- L40K(H)
- L40K(L)

DISTRIBUTION²

- SEMIND
- DIRIND

VOLTAGE³

- MVOLT
- 347V

SOURCE OPTION⁴

- 90CRI

Minimum 80CRI is standard if option is not selected

PANEL FINISH

See last page for finish order codes

Canopy and stem painted white

OPTION⁵

- XPS

OAH⁶

SOURCE¹ (Select one)

Dimmable 0-10V to 1%, Minimum 80CRI, within 3-step MacAdam

| Source | Distribution | Delivered Lumens | Power (Watts) |
|-----------|--------------|------------------|---------------|
| • L30K(H) | SEMIND | 23,000 | 239 |
| | DIRIND | 21,500 | 238 |
| • L30K(L) | SEMIND | 11,500 | 108 |
| | DIRIND | 11,000 | 108 |
| L35K(H) | SEMIND | 23,500 | 239 |
| | DIRIND | 22,000 | 238 |
| L35K(L) | SEMIND | 11,500 | 108 |
| | DIRIND | 11,000 | 108 |
| • L40K(H) | SEMIND | 23,500 | 239 |
| | DIRIND | 22,000 | 238 |
| • L40K(L) | SEMIND | 11,500 | 108 |
| | DIRIND | 11,000 | 108 |

*Note: multiply by 0.85 for 90CRI delivered lumens

DISTRIBUTION² (Select one)

| | |
|---------------|---|
| SEMIND | Semi-indirect: 75% uplight, 25% downlight (approximate) |
| DIRIND | Direct-indirect: 55% uplight, 45% downlight (approximate) |

VOLTAGE³ (Select one)

MVOLT fixture accepts 120 through 277 input voltage

| | |
|--------------|--------------------|
| MVOLT | 120-277V, 50/60 Hz |
| 347V | 50/60 Hz |

SOURCE OPTION⁴

Minimum 80CRI within 3-step MacAdam is standard if option is not selected

| | |
|--------------|--|
| 90CRI | Color rendering index minimum 90, minimum R9 value of 50 (lumen output reduced by 15%) |
|--------------|--|

OPTION⁵

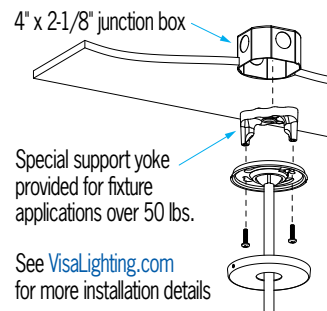
| | |
|------------|--|
| XPS | Express 10 day shipping. Items marked with a bullet (•) are not available with XPS |
|------------|--|

LUMEN MAINTENANCE RATING

| | |
|-----------------------|---------|
| L90 (reported) | >55,000 |
|-----------------------|---------|

Reported Lifetime per IES TM-21

STRUCTURAL BLOCKING DETAIL



CP6102 CELEST HX (cont.)

Large 48" H - Aluminum Panels

CELEST PRODUCT FAMILY

| | Description | Model |
|------------------------|-------------------|----------|
| Metal Panels | Celest SQ - Large | • CP6100 |
| | Celest HX - Large | • CP6102 |
| | Celest TR - Large | • CP6104 |
| | Celest SQ - Small | • CP6106 |
| | Celest HX - Small | • CP6108 |
| | Celest TR - Small | • CP6110 |
| Acoustic Panels | Celest SQ - Large | • CP6120 |
| | Celest HX - Large | • CP6122 |
| | Celest TR - Large | • CP6124 |
| | Celest SQ - Small | • CP6126 |
| | Celest HX - Small | • CP6128 |
| | Celest TR - Small | • CP6130 |

See [Visalighting.com/products/Celest](https://visalighting.com/products/Celest) for more information

SUGGESTED VARIATIONS

- Alternate control options
- No top lens
- Custom colors & finishes
- Mix & match panel colors (metal & acoustic)
- Luminous & non-luminous cutouts with mascots, logos, phrases, etc.



CP6102 CELEST HX (cont.)

Large 48" H - Aluminum Panels



FINISHES

Specify color code when ordering. For accurate color matching, individual paint and finish samples are [available upon request](#).
For more information about our finishes visit visalighting.com/finishes

Powder Coat Paint Finishes (Standard)

| | | | | | | |
|-----------------------------|---------------------------|-----------------------------|-------------------------------|---------------------------|--------------------------|----------------------------|
| | | | | | | |
| AGGY Agate Grey | ALGN Alpine Green | BJBG Baja Beige | BMAT Bronze Matte | BRNZ Bronze | BSIL Blade Silver | CVBL Cove Blue |
| | | | | | | |
| DEOR Deoro Gold | GLWT Glacier White | GSIL Graphite Silver | HRGR Harbor Grey | JTBK Jet Black | OCBL Ocean Blue | SHGR Shoreline Grey |
| | | | | | | |
| SBGN Sagebrush Green | SLGR Slate Grey | SSTP Sierra Taupe | TRCN Terracotta Canyon | TRWT Traffic White | VBLK Velvet Black | VNRD Vineyard Red |

Alternative Metal Finishes (Premium)

| | | | |
|--|---------------------------------------|---------------------------------------|---------------------------------------|
| | | | |
| BBA Brushed Brass Alternative | BCA Brushed Chrome Alternative | BUA Brushed Copper Alternative | BZA Brushed Bronze Alternative |
| | | | |
| OBA Oil-Rubbed Bronze Alternative | PRA Pewter Alternative | RBA Rustic Brass Alternative | SNA Satin Nickel Alternative |

Metal Finish (Premium)

| |
|----------------------------|
| |
| BA Brushed Aluminum |