


CP6110 CELEST TR™

Small 18" H - Aluminum Panels



[VisaLighting.com/products/Celest-tr](https://www.VisaLighting.com/products/Celest-tr)

Type: _____ Project: _____ Location: _____

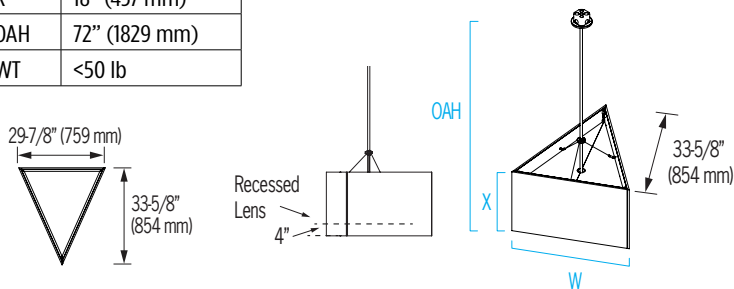


DIMENSIONS⁵ **OAH MUST BE SPECIFIED**

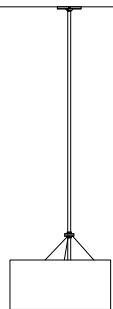
OAH is the distance (in inches) from the bottom of the fixture to the ceiling plane.

X = Body Height OAH = Overall Height WT = Weight

X	18" (457 mm)
OAH	72" (1829 mm)
WT	<50 lb



RELATIVE SCALE DRAWING

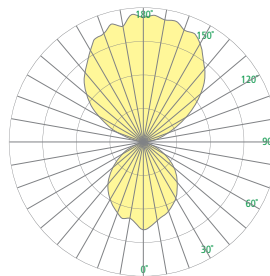


Door Height = 7'
Ceiling Height = 20'
Silhouette Height = 6'

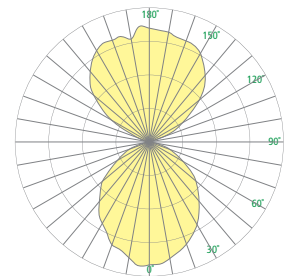
FEATURES

- Integral drivers
- Up & down light available in Direct-Indirect (DIRIND) or Semi-Indirect (SEMIND) distribution
- Uplight and downlight separately switched and dimmed (may be wired together during installation)
- Swivel ball & stem mount directly to structural blocking; wire connections can be made through a 4" octagonal 2-1/8" deep electrical junction box (by others)
- Inner luminous assembly suspended directly by stem; may be suspended and wired separately with outer shade panels installed later
- Outer shade panel assembly suspended via aircraft cables to stem collar with fittings concealed behind panels for height and levelling adjustment
- Frosted acrylic top and bottom lenses
- Shade panels are shipped disassembled for flat packing
- Lightweight, recyclable aluminum outer shade panels
- Non-VOC powder coat finishes or environmentally friendly low VOC metal alternative finishes
- ETL listed for damp locations. Not suited for exterior applications

PHOTOMETRICS



Semi-Indirect (SEMIND)



Direct-Indirect (DIRIND)



CP6110 CELEST TR (cont.)

Small 18" H - Aluminum Panels



Fill in shaded boxes using information listed below

CP6110		MVOLT		-			
MODEL	SOURCE¹ • L30K(H) • L30K(L) L35K(H) L35K(L) • L40K(H) • L40K(L)	DISTRIBUTION² SEMIND DIRIND	VOLTAGE MVOLT	SOURCE OPTION³ 90CRI Minimum 80CRI is standard if option is not selected	PANEL FINISH See last page for finish order codes Canopy and stem painted white	OPTION⁴ XPS	OAH⁵

SOURCE¹ (Select one)

Dimmable 0-10V to 1%, Minimum 80CRI, within 3-step MacAdam

Source	Distribution	Delivered Lumens	Power (Watts)
• L30K(H)	SEMIND	5,500	51
	DIRIND	6,500	59
• L30K(L)	SEMIND	2,500	23
	DIRIND	3,000	27
L35K(H)	SEMIND	5,500	51
	DIRIND	6,500	59
L35K(L)	SEMIND	2,500	23
	DIRIND	3,000	27
• L40K(H)	SEMIND	5,500	51
	DIRIND	6,500	59
• L40K(L)	SEMIND	2,500	23
	DIRIND	3,000	27

*Note: multiply by 0.85 for 90CRI delivered lumens

OPTION⁴

XPS	Express 10 day shipping. Items marked with a bullet (●) are not available with XPS
------------	--

DISTRIBUTION² (Select one)

SEMIND	Semi-indirect: 65% uplight, 35% downlight (approximate)
DIRIND	Direct-indirect: 50% uplight, 50% downlight (approximate)

VOLTAGE (Select one)

MVOLT fixture accepts 120 through 277 input voltage

MVOLT	120-277V, 50/60 Hz
--------------	--------------------

SOURCE OPTION³

Minimum 80CRI within 3-step MacAdam is standard if option is not selected

90CRI	Color rendering index minimum 90, minimum R9 value of 50 (lumen output reduced by 15%)
--------------	--

LUMEN MAINTENANCE RATING

L90 (reported)	>55,000
-----------------------	---------

Reported Lifetime per IES TM-21

CP6110 CELEST TR (cont.)

Small 18" H - Aluminum Panels



CELEST PRODUCT FAMILY

	Description	Model
Metal Panels	Celest SQ - Large	• CP6100
	Celest HX - Large	• CP6102
	Celest TR - Large	• CP6104
	Celest SQ - Small	• CP6106
	Celest HX - Small	• CP6108
	Celest TR - Small	• CP6110
Acoustic Panels	Celest SQ - Large	• CP6120
	Celest HX - Large	• CP6122
	Celest TR - Large	• CP6124
	Celest SQ - Small	• CP6126
	Celest HX - Small	• CP6128
	Celest TR - Small	• CP6130

See [Visalighting.com/products/Celest](https://visalighting.com/products/Celest) for more information

SUGGESTED VARIATIONS

- Alternate control options
- No top lens
- Custom colors & finishes
- Mix & match panel colors (metal & acoustic)
- Luminous & non-luminous cutouts with mascots, logos, phrases, etc.



CP6110 CELEST TR (cont.)

Small 18" H - Aluminum Panels



FINISHES

Specify color code when ordering. For accurate color matching, individual paint and finish samples are [available upon request](#). For more information about our finishes visit visalighting.com/finishes

Powder Coat Paint Finishes (Standard)

AGGY Agate Grey	ALGN Alpine Green	BJBG Baja Beige	BMAT Bronze Matte	BRNZ Bronze	BSIL Blade Silver	CVBL Cove Blue
DEOR Deoro Gold	GLWT Glacier White	GSIL Graphite Silver	HRGR Harbor Grey	JTBK Jet Black	OCBL Ocean Blue	SHGR Shoreline Grey
SBGN Sagebrush Green	SLGR Slate Grey	SSTP Sierra Taupe	TRCN Terracotta Canyon	TRWT Traffic White	VBLK Velvet Black	VNRD Vineyard Red

Alternative Metal Finishes (Premium)

BBA Brushed Brass Alternative	BCA Brushed Chrome Alternative	BUA Brushed Copper Alternative	BZA Brushed Bronze Alternative
OBA Oil-Rubbed Bronze Alternative	PRA Pewter Alternative	RBA Rustic Brass Alternative	SNA Satin Nickel Alternative

Metal Finish (Premium)

BA Brushed Aluminum