

SEQUENCE™


CP2020/CP2022/CP2024/CP2026/CP2028/CP2030

Indoor pendants — 4" Diameter



VisaLighting.com/products/Sequence

Type: _____ Project: _____ Location: _____



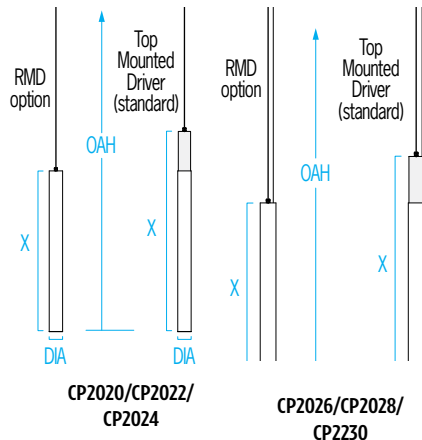
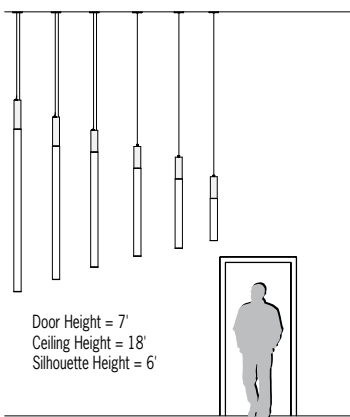
DIMENSIONS^{1,6}

OAH is the distance (in inches) from the bottom of the fixture to the ceiling plane. Example - OAH(192) indicates an overall fixture height of 192"

DIA = Diameter OAH = Overall Height X = Body Height WT = Weight

	CP2020	CP2022	CP2024	CP2026	CP2028	CP2030
DIA	4" (102 mm)					
Standard OAH	192" (4877 mm)					
X with white LED source						
Top Mount	34" (864 mm)	44-7/8" (1140 mm)	55-5/8" (1413 mm)	70-1/2" (1791 mm)	81-1/4" (2064 mm)	103" (2616 mm)
RMD	26" (660 mm)	36-3/4" (933 mm)	47-1/2" (1207 mm)	58-1/4" (1480 mm)	69-1/8" (1756 mm)	90-3/4" (2305 mm)
X with RGB source						
Top Mount	33-7/8" (860 mm)	45-7/8" (1165 mm)	57-5/8" (1464 mm)	76" (1930 mm)	85-1/2" (2172 mm)	109-1/2" (2781 mm)
RMD	21-5/8" (549 mm)	33-5/8" (854 mm)	45-1/2" (1156 mm)	63-3/4" (1619 mm)	69-5/8" (1768 mm)	93-5/8" (2378 mm)
WT	7 lbs	8 lbs	9 lbs	11 lbs	12 lbs	14 lbs

RELATIVE SCALE DRAWING



FEATURES

- BAA (Buy American Act) and BABA (Build American, Buy America) compliant
- Modular design for replacement of LED source and driver
- Top mounted driver is standard; optional remote driver (see remote distance chart on page 3)
- Color changing RGB LED is DMX-512 compatible (controls by others), See DMX detail
- Optional LED downlight, 0-10V dimmable (controls by others) with Narrow, Medium, or Wide optical distribution options
- Power cord is white
- Cable is stainless steel (models CP2026, CP2028, and CP2030)
- Canopy/Cord/Cables can be shipped ahead to speed installation
- Matte white acrylic cylinder body
- No VOC powder coat paint finish
- ETL listed for damp locations



SEQUENCE (cont.)

CP2020/CP2022/CP2024/CP2026/CP2028/CP2030

Indoor pendants — 4” Diameter



Fill in shaded boxes using information listed below

- MVOLT							
MODEL¹ CP2020 CP2022 CP2024 CP2026 CP2028 CP2030	BODYLIGHT² •L30K L35K •L40K •RGB	DOWNLIGHT³ (Optional) •L30K L35K •L40K	VOLTAGE MVOLT	DOWNLIGHT OPTICS⁴ (Optional) MED NRW WIDE	CANOPY FINISH See last page for finish order codes Downlight compartment painted to match	OPTION(S)⁵ RMD XPS XPS available on models CP2020, CP2022, and CP2024 only	OAH⁶ See page 1
See page 1				Fixture bottom is solid if no downlight is specified			

BODYLIGHT SOURCE² (Select one)

Dimmable 0-10V to 1%, Minimum 85CRI, within 3-step MacAdam

Source	CCT	CP2020		CP2022		CP2024		CP2026		CP2028		CP2030	
		Delivered Lumens	Power/Watts	Delivered Lumens	Power/Watts	Delivered Lumens	Power/Watts	Delivered Lumens	Power/Watts	Delivered Lumens	Power/Watts	Delivered Lumens	Power/Watts
• L30K	3000K	1100	12	2000	22	2600	29	3500	39	4100	46	5500	60
L35K	3500K												
• L40K	4000K												
• RGB					20		28		40		44		

Bodylight and downlight are separately switched and controlled/dimmed

DOWNLIGHT SOURCE³

Fixture bottom is solid if no downlight is specified

Source	CCT	Delivered Lumens	Power/Watts
• L30K	3000K	1800	18
L35K	3500K	1800	
• L40K	4000K	1900	

VOLTAGE

MVOLT	120-277V, 50/60 Hz
-------	--------------------

DOWNLIGHT DETAIL

Rim and Bezel are Painted White



BODYLIGHT LUMEN MAINTENANCE RATING

L80 (reported)	>60,000 hrs
----------------	-------------

DOWNLIGHT LUMEN MAINTENANCE RATING

L80 (reported)	>55,000 hrs
----------------	-------------

DOWNLIGHT OPTICS⁴

For downlight only

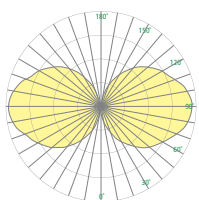
MED	48° Beam
NRW	34° Beam
WIDE	84° Beam

OPTION(S)⁵ (Multiple selections allowed)

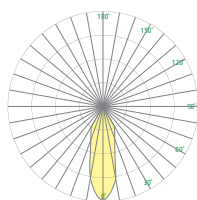
⚠ Option availability may be interdependent with Other Options

• RMD	Remote driver box has knock-outs for conduit connection, may be recess mounted with insulation contact (type IC). Driver is Top Mounted unless RMD option is selected
XPS	Express 10 day shipping. Items marked with a bullet (•) are not available with XPS. XPS available on models CP2020, CP2022 and CP2024 only

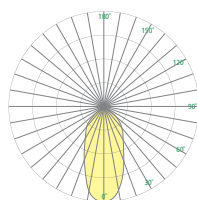
PHOTOMETRICS



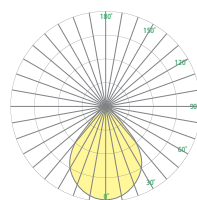
Body Light



NRW 34° Beam



MED 48° Beam



WIDE 84° Beam

SEQUENCE (cont.)

CP2020/CP2022/CP2024/CP2026/CP2028/CP2030

Indoor pendants — 4” Diameter

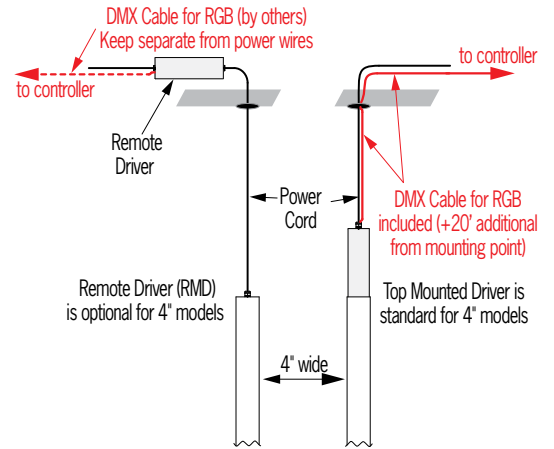


REMOTE DISTANCE INFORMATION

Model	Maximum Recommended Remote Wiring Distance from RMD to fixture canopy			
	12awg	14awg	16awg	18awg
CP2020	1400	900	550	350
CP2022	750	450	300	175
CP2024	550	350	225	125
CP2026	400	250	150	100
CP2028	350	200	125	75
CP2030	275	175	100	50

Distance measured in feet

DMX DETAIL



SEQUENCE PRODUCT FAMILY

Outdoor Catenary	4” Diameter	• OP2232, OP2233, OP2234
	8” Diameter	• OP2262, OP2263, OP2264
Outdoor Cord and Cable	4” Diameter	• OP2222, OP2223, OP2224
	8” Diameter	• OP2252, OP2253, OP2254
Outdoor Stem	4” Diameter	• OP2242, OP2243, OP2244
	8” Diameter	• OP2272, OP2273, OP2274
Indoor Pendants	4” Diameter	• CP2020, CP2022, CP2024, CP2026, CP2028, CP2030
	8” Diameter	• CP2036, CP2038, CP2040, CP2042, CP2044, CP2046
	12” Diameter	• CP2052, CP2054, CP2056, CP2058, CP2060, CP2062
Wall Sconce	Indoor	• CB5201, CB5203
	Outdoor	• OW5201, OW5203

SUGGESTED VARIATIONS

- Custom colors

See [Visalighting.com/Families/Sequence](https://www.visalighting.com/Families/Sequence) for more information

SEQUENCE (cont.)

CP2020/CP2022/CP2024/CP2026/CP2028/CP2030

Indoor pendants — 4" Diameter



FINISHES

Specify color code when ordering. For accurate color matching, individual paint and finish samples are [available upon request](#).
For more information about our finishes visit visalighting.com/finishes

Powder Coat Paint Finishes (Standard)

						
AGGY Agate Grey	ALGN Alpine Green	BJBG Baja Beige	BMAT Bronze Matte	BRNZ Bronze	BSIL Blade Silver	CVBL Cove Blue
						
DEOR Deoro Gold	GLWT Glacier White	GSIL Graphite Silver	HRGR Harbor Grey	JTBK Jet Black	OCBL Ocean Blue	SHGR Shoreline Grey
						
SBGN Sagebrush Green	SLGR Slate Grey	SSTP Sierra Taupe	TRCN Terracotta Canyon	TRWT Traffic White	VBLK Velvet Black	VNRD Vineyard Red