

SEQUENCE™


CP2052/CP2054/CP2056/CP2058/CP2060/CP2062

Indoor pendants — 12” Diameter



VisaLighting.com/products/Sequence

Type: _____ Project: _____ Location: _____



DIMENSIONS^{1,6}

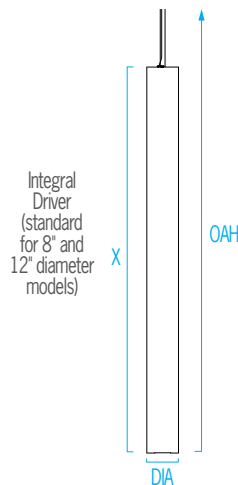
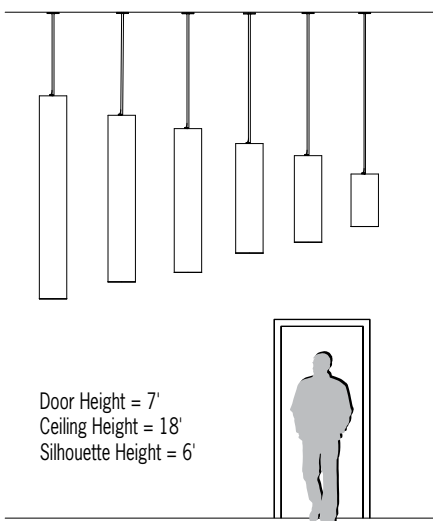
OAH is the distance (in inches) from the bottom of the fixture to the ceiling plane. Example - OAH(192) indicates an overall fixture height of 192”

DIA = Diameter OAH = Overall Height X = Body Height WT = Weight

	CP2052	CP2054	CP2056	CP2058	CP2060	CP2062
DIA	12” (305 mm)					
Standard OAH	192” (4877 mm)					
X with white LED source	25” (635 mm)	36” (914 mm)	47” (1194 mm)	58” (1473 mm)	69” (1753 mm)	91” (2311 mm)
X with RGB source	21” (533 mm)	33” (838 mm)	45” (1143 mm)	63” (1600 mm)	69” (1753 mm)	93-1/8” (2365 mm)
WT	14 lbs	21 lbs	30 lbs	39 lbs	45 lbs	56 lbs

CP2060 & CP2062 – STRUCTURAL BLOCKING REQUIRED

RELATIVE SCALE DRAWING



FEATURES

- BAA (Buy American Act) and BABA (Build American, Buy America) compliant
- Integral driver
- Modular design for replacement of LED source and driver
- Color changing RGB LED is DMX-512 compatible (controls by others), See DMX detail
- Optional LED downlight, 0-10V dimmable (controls by others), with Narrow, Medium or Wide optical distribution
- Power cord is white; cable is stainless steel
- Canopy/Cable/Cord can be shipped ahead to speed installation
- Matte white acrylic cylinder body
- No VOC powder coat paint finish
- ETL listed for damp locations



SEQUENCE (cont.)

CP2052/CP2054/CP2056/CP2058/CP2060/CP2062

Indoor pendants — 12” Diameter



Fill in shaded boxes using information listed below

- MVOLT

MODEL¹ CP2052 CP2054 CP2056 CP2058 CP2060 CP2062 See page 1	BODYLIGHT² •L30K L35K •L40K •RGB	DOWNLIGHT³ (Optional) •L30K L35K •L40K	VOLTAGE MVOLT	DOWNLIGHT OPTICS⁴ (Optional) MED NRW WIDE Fixture bottom is solid if no downlight is specified	CANOPY FINISH See last page for finish order codes	OPTION⁵ XPS XPS available on models CP2052, CP2054, and CP2056 only	OAH⁶ See page 1
--	--	--	-------------------------	---	--	---	--

BODYLIGHT SOURCE² (Select one)

CP2060 & CP2062 – STRUCTURAL BLOCKING REQUIRED

Dimmable 0-10V to 1%, Minimum 85CRI, within 3-step MacAdam

Source	CCT	CP2052		CP2054		CP2056		CP2058		CP2060		CP2062	
		Delivered Lumens	Power/Watts	Delivered Lumens	Power/Watts	Delivered Lumens	Power/Watts	Delivered Lumens	Power/Watts	Delivered Lumens	Power/Watts	Delivered Lumens	Power/Watts
• L30K	3000K	4500	48	8000	86	10300	110	13700	147	16000	172	21800	233
L35K	3500K			8200		10600		14100		16500		22400	
• L40K	4000K	4600	24			56	79	87	118				
• RGB													

Bodylight and downlight are separately switched and controlled/dimmed

DOWNLIGHT SOURCE³

Fixture bottom is solid if no downlight is specified

Source	CCT	CP2052/CP2054		CP2056/CP2058/CP2060/CP2062	
		Delivered Lumens	Power/Watts	Delivered Lumens	Power/Watts
• L30K	3000K	1800	18	2700	28
L35K	3500K	1800		2800	
• L40K	4000K	1900		2800	

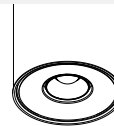
DOWNLIGHT OPTICS⁴

For downlight only

MED	48° Beam
NRW	34° Beam
WIDE	84° Beam

DOWNLIGHT DETAIL

Rim and Bezel are Painted White



VOLTAGE

MVOLT	120-277V, 50/60 Hz
-------	--------------------

BODYLIGHT LUMEN MAINTENANCE RATING

L80 (reported)	>60,000 hrs
----------------	-------------

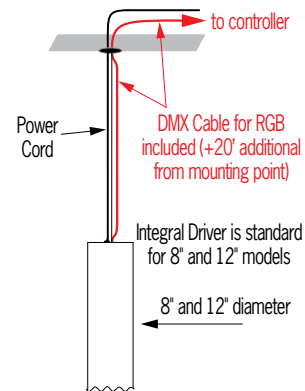
DOWNLIGHT LUMEN MAINTENANCE RATING

L80 (reported)	>55,000 hrs
----------------	-------------

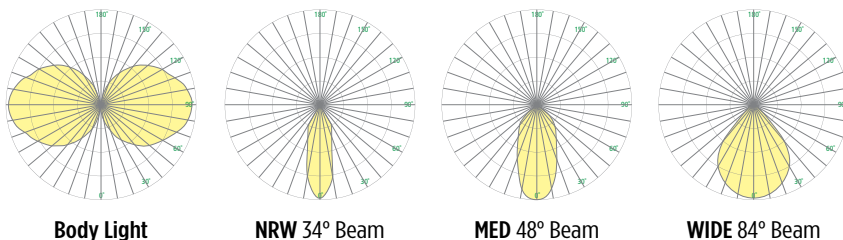
OPTION⁵

XPS	Express 10 day shipping. Items marked with a bullet (•) are not available with XPS. XPS available on models CP2052, CP2054 and CP2056 only
-----	--

DMX DETAIL



PHOTOMETRICS



SEQUENCE (cont.)

CP2052/CP2054/CP2056/CP2058/CP2060/CP2062

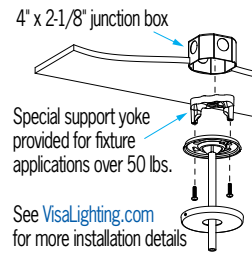
Indoor pendants — 12” Diameter



SEQUENCE PRODUCT FAMILY

Outdoor Catenary	4” Diameter	• OP2232, OP2233, OP2234
	8” Diameter	• OP2262, OP2263, OP2264
Outdoor Cord and Cable	4” Diameter	• OP2222, OP2223, OP2224
	8” Diameter	• OP2252, OP2253, OP2254
Outdoor Stem	4” Diameter	• OP2242, OP2243, OP2244
	8” Diameter	• OP2272, OP2273, OP2274
Indoor Pendants	4” Diameter	• CP2020, CP2022, CP2024, CP2026, CP2028, CP2030
	8” Diameter	• CP2036, CP2038, CP2040, CP2042, CP2044, CP2046
	12” Diameter	• CP2052, CP2054, CP2056, CP2058, CP2060, CP2062
Wall Sconce	Indoor	• CB5201, CB5203
	Outdoor	• OW5201, OW5203

STRUCTURAL BLOCKING DETAIL



CP2060 & CP2062 – STRUCTURAL BLOCKING REQUIRED

SUGGESTED VARIATIONS

- Remote driver
- Custom colors

See [Visalighting.com/Families/Sequence](https://www.visalighting.com/Families/Sequence) for more information

FINISHES

Specify color code when ordering. For accurate color matching, individual paint and finish samples are [available upon request](#).

For more information about our finishes visit [visalighting.com/finishes](https://www.visalighting.com/finishes)

Powder Coat Paint Finishes (Standard)

AGGY Agate Grey	ALGN Alpine Green	BJBG Baja Beige	BMAT Bronze Matte	BRNZ Bronze	BSIL Blade Silver	CVBL Cove Blue
DEOR Deoro Gold	GLWT Glacier White	GSIL Graphite Siver	HRGR Harbor Grey	JTBK Jet Black	OCBL Ocean Blue	SHGR Shoreline Grey
SBNB Sagebrush Green	SLGR Slate Grey	SSTP Sierra Taupe	TRCN Terracotta Canyon	TRWT Traffic White	VBLK Velvet Black	VNRD Vineyard Red