


CP7100 NACELLE™

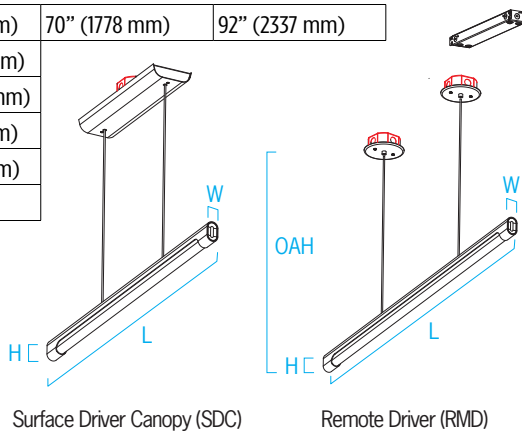

VisaLighting.com/products/Nacelle

Type: _____ Project: _____ Location: _____

DIMENSIONS^{1,8}

W = Width H = Height STD OAH = Standard Overall Height
MAX OAH = Maximum Overall Height L = Length WT = Weight

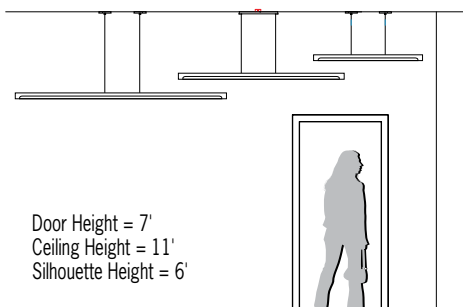
L	48" (1219 mm)	70" (1778 mm)	92" (2337 mm)
W	1-3/8" (35 mm)		
H	2-3/8" (60 mm)		
STD OAH	48" (1219 mm)		
MAX OAH	72" (1829 mm)		
WT	≤ 5 lbs		



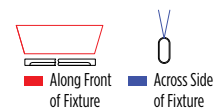
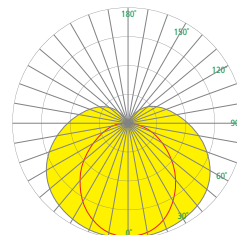
FEATURES

- BAA (Buy American Act) and BABA (Build American, Buy America) compliant
- Available in 4ft, 6ft, and 8ft nominal lengths
- 0-10V dimming to 1%
- Optional 90CRI
- Remote Driver (RMD) includes 2 round canopies that mount over standard 4x4 junction box (by others). Canopies are 5" diameter and 1/4" deep and are painted white
- Driver in Canopy (SDC) includes rectangular driver enclosure with decorative curved profile and mounts over standard 4x4 junction box (by others). Canopy is 17-1/4" long and 1-1/2" deep and painted white
- Suspended via black, white or gray linen braided power cord, spaced 14" apart
- Minimalist linear pendant luminaire features soft, oval shaped aluminum extrusion, contrasting recessed aluminum endcaps, and visually interesting aperture and with no visible fasteners
- Delivers efficient, effective light distribution through an evenly illuminated extruded acrylic lens
- Non-VOC powder coat or environmentally friendly low VOC metal alternative finishes
- ETL listed for damp locations. Not suited for exterior applications

RELATIVE SCALE DRAWING



PHOTOMETRICS



CP7100 NACELLE (cont.)

Fill in shaded boxes using information listed below

CP7100

MODEL	LENGTH ¹	SOURCE ²	SOURCE OPTION ³	VOLTAGE ⁴	BODY FINISHES	ENDCAP FINISHES	CORD COLOR ⁵	DRIVER ⁶	OPTION ⁷	OAH ⁸
	48 70 92	L30K(H) L30K(L) L35K(H) L35K(L) L40K(H) L40K(L)	90CRI Minimum 80CRI is standard if option is not selected	MVOLT 347V	See last page for finish order codes	See last page for finish order codes	BSC WSC GSC	SDC RMD	DCC	See page 1
	See page 1 Custom lengths from 24" to 92" available in 6" nominal increments; contact factory									

SOURCE² (Select one)

Dimmable 0-10V to 1%; minimum 80CRI, within 3-step MacAdam

Source	CCT	48"		70"		92"	
		Delivered Lumens	Power/Watts	Delivered Lumens	Power/Watts	Delivered Lumens	Power/Watts
L30K(H)	3000K	3800	30	5800	45	7700	60
L30K(L)	3000K	1900	14	2900	21	3800	28
L35K(H)	3500K	4000	30	6000	45	8000	60
L35K(L)	3500K	2000	14	3000	21	4000	28
L40K(H)	4000K	4000	30	6000	45	8000	60
L40K(L)	4000K	2000	14	3000	21	4000	28

SOURCE OPTION³

Minimum 80CRI within 3-step MacAdam is standard if option is not selected

90CRI	Color rendering index minimum 90, minimum R9 value of 50 (delivered lumens reduced by 4%)
-------	---

VOLTAGE⁴ (Select one)

MVOLT	120-277V, 50/60 Hz
347V	347V, 50/60 Hz Not available with SDC option

LUMEN MAINTENANCE RATING

L80 (reported)	>50,000hrs
----------------	------------

OPTION⁷

⚠ Option availability may be interdependent with Other Options

DCC	Damp clear coat for metal finishes (required for 5 year warranty when used in damp locations)
-----	---

CORD COLOR⁵ (Select one)

BSC	Black linen braided over power cord
WSC	White linen braided over power cord
GSC	Gray linen braided over power cord

DRIVER⁶ (Select one)

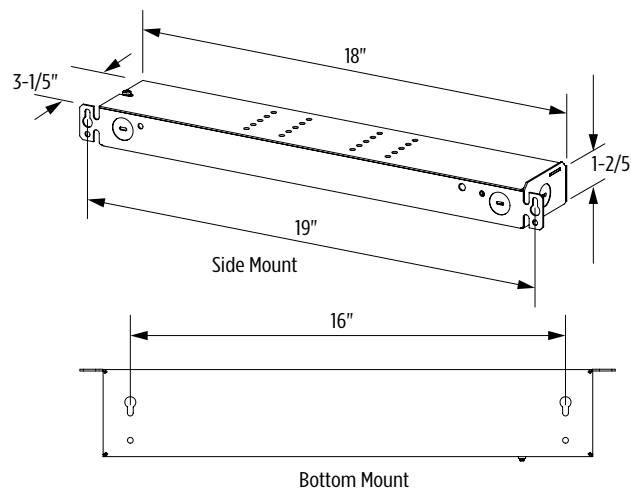
(More information on page 3)

⚠ Availability may be interdependent with Voltage, Source or Other Options

SDC	Surface canopy with integral driver; canopy is painted white (not available with 347V option)
RMD	Remote driver enclosure, has knockouts for conduit connection, may be recess mounted with insulation contact (type IC). Canopy is painted white.



18" **RMD** box is used for 70" and 92" lengths



5-1/4" (133 mm)

1/2" (13 mm)

RMD Canopy

- 18AWG – 70ft
- 16AWG – 110ft
- 14AWG – 180ft
- 12AWG – 290ft
- 10AWG – 470ft

CP7100 NACELLE (cont.)

SUGGESTED VARIATIONS

- Custom lengths from 24" to 92" available in 6" nominal increments
- Custom colors

FINISHES

Specify color code when ordering. For accurate color matching, individual paint and finish samples are [available upon request](#). For more information about our finishes visit visalighting.com/finishes.


Powder Coat Paint Finishes (Standard)

						
AGGY Agate Grey	ALGN Alpine Green	BJBG Baja Beige	BMAT Bronze Matte	BRNZ Bronze	BSIL Blade Silver	CVBL Cove Blue
						
DEOR Deoro Gold	GLWT Glacier White	GSIL Graphite Siver	HRGR Harbor Grey	JTBK Jet Black	OCBL Ocean Blue	SHGR Shoreline Grey
						
SBGN Sagebrush Green	SLGR Slate Grey	SSTP Sierra Taupe	TRCN Terracotta Canyon	TRWT Traffic White	VBLK Velvet Black	VNRD Vineyard Red

Alternative Metal Finishes (Premium)

			
BBA Brushed Brass Alternative	BCA Brushed Chrome Alternative	BUA Brushed Copper Alternative	BZA Brushed Bronze Alternative
			
OBA Oil-Rubbed Bronze Alternative	PRA Pewter Alternative	RBA Rustic Brass Alternative	SNA Satin Nickel Alternative

Metal Finish (Premium)


BA Brushed Aluminum