

SEQUENCE™

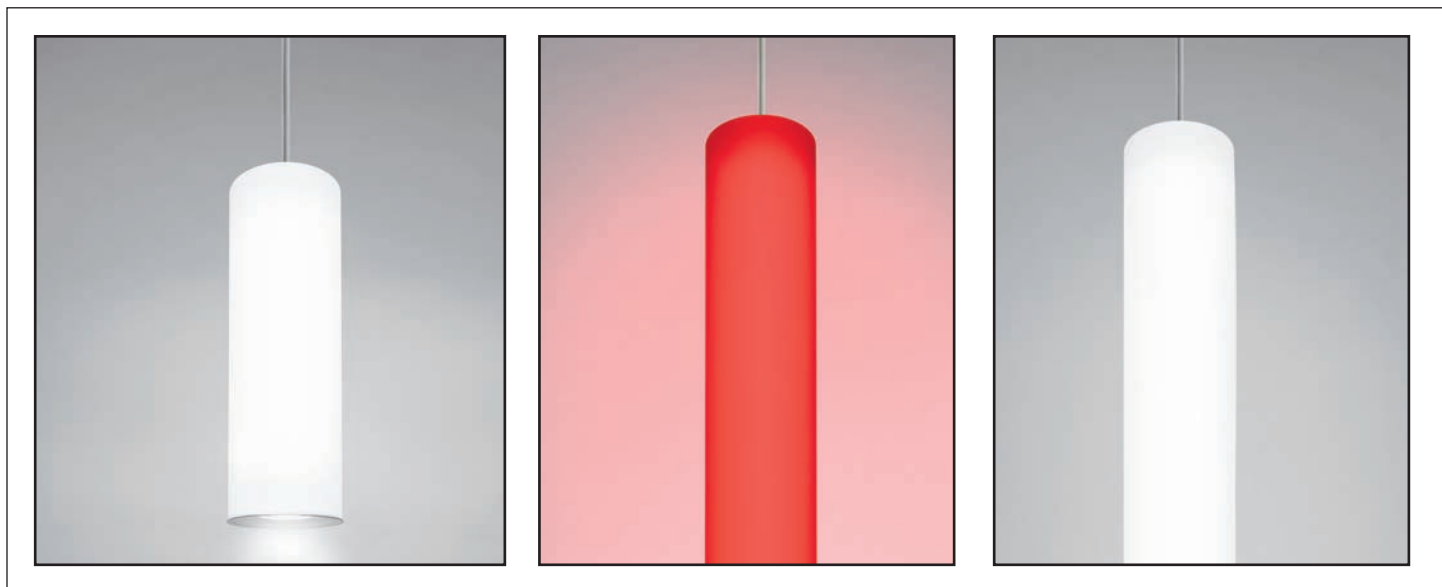
CP2036/CP2038/CP2040/CP2042/CP2044/CP2046

Indoor pendants — 8” Diameter



VisaLighting.com/products/Sequence

Type: _____ Project: _____ Location: _____



DIMENSIONS^{1,6}

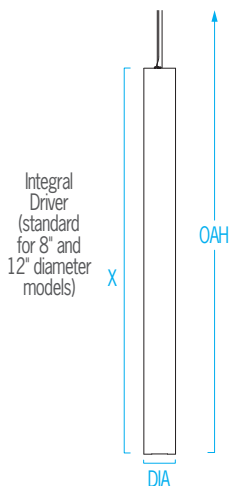
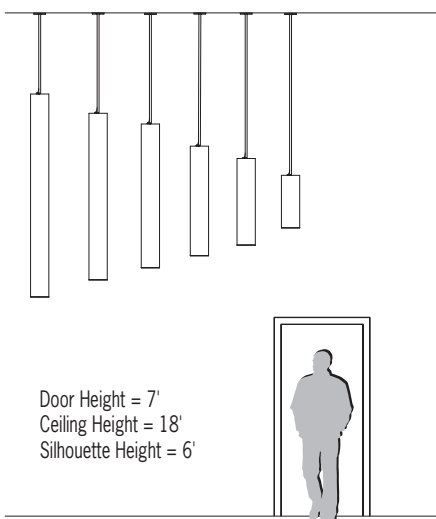
OAH is the distance (in inches) from the bottom of the fixture to the ceiling plane. Example - OAH(192) indicates an overall fixture height of 192”

DIA = Diameter OAH = Overall Height X = Body Height WT = Weight

	CP2036	CP2038	CP2040	CP2042	CP2044	CP2046
DIA	8” (203 mm)					
Standard OAH	192” (4877 mm)					
X with white LED source	25” (635 mm)	36” (914 mm)	47” (1194 mm)	58” (1473 mm)	69” (1753 mm)	91” (2311 mm)
X with RGB source	21” (533 mm)	33” (838 mm)	45” (1143 mm)	63” (1600 mm)	69” (1753 mm)	93-1/8” (2365 mm)
WT	10 lbs	16 lbs	23 lbs	30 lbs	35 lbs	42 lbs

CP2046 – STRUCTURAL BLOCKING REQUIRED

RELATIVE SCALE DRAWING



FEATURES

- BAA (Buy American Act) and BABA (Build American, Buy America) compliant
- Integral driver
- Modular design for replacement of LED source and driver
- Even illumination
- Color changing RGB LED is DMX-512 compatible (controls by others), See DMX Detail
- Optional LED downlight, 0-10V dimmable (controls by others), with Narrow, Medium, or Wide optical distribution options
- Power cord is white; cable is stainless steel
- Canopy/Cable/Cord can be shipped ahead to speed installation
- Matte white acrylic cylinder body
- No VOC powder coat paint finish
- ETL listed for damp locations

Buy American
Compliant



SEQUENCE (cont.)

CP2036/CP2038/CP2040/CP2042/CP2044/CP2046

Indoor pendants — 8” Diameter



Fill in shaded boxes using information listed below

- MVOLT							
MODEL¹ CP2036 CP2038 CP2040 CP2042 CP2044 CP2046	BODYLIGHT² •L30K L35K •L40K •RGB	DOWNLIGHT³ (Optional) •L30K L35K •L40K	VOLTAGE MVOLT	DOWNLIGHT OPTICS⁴ (Optional) MED NRW WIDE	CANOPY FINISH See last page for finish order codes	OPTION⁵ XPS XPS available on models CP2036, CP2038, and CP2040 only	OAH⁶ See page 1
See page 1				Fixture bottom is solid if no downlight is specified			

BODYLIGHT SOURCE² (Select one)

CP2046 – STRUCTURAL BLOCKING REQUIRED

Dimmable 0-10V to 1%, Minimum 85CRI, within 3-step MacAdam

Source	CCT	CP2036		CP2038		CP2040		CP2042		CP2044		CP2046	
		Delivered Lumens	Power/Watts	Delivered Lumens	Power/Watts	Delivered Lumens	Power/Watts	Delivered Lumens	Power/Watts	Delivered Lumens	Power/Watts	Delivered Lumens	Power/Watts
• L30K	3000K	4300	48	7600	86	9800	110	13000	146	15300	171	20700	233
L35K	3500K			7800		10100		13400		15700		21400	
• L40K	4000K	4400											
• RGB			24		40		56		79		87		118

Bodylight and downlight are separately switched and controlled/dimmed

DOWNLIGHT SOURCE³

Fixture bottom is solid if no downlight is specified

Source	CCT	CP2036/CP2038		CP2040/CP2042/CP2044/CP2046	
		Delivered Lumens	Power/Watts	Delivered Lumens	Power/Watts
• L30K	3000K	1800	18	2700	28
L35K	3500K	1800		2800	
• L40K	4000K	1900		2800	

VOLTAGE

MVOLT	120-277V, 50/60 Hz
-------	--------------------

BODYLIGHT LUMEN MAINTENANCE RATING

L80 (reported)	>60,000 hrs
----------------	-------------

DOWNLIGHT LUMEN MAINTENANCE RATING

L80 (reported)	>55,000 hrs
----------------	-------------

DOWNLIGHT OPTICS⁴

For downlight only

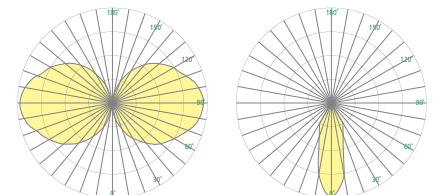
MED	48° Beam
NRW	34° Beam
WIDE	84° Beam

DOWNLIGHT DETAIL

Rim and Bezel are Painted White

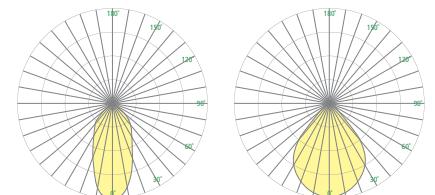


PHOTOMETRICS



Body Light

NRW 34° Beam



MED 48° Beam

WIDE 84° Beam

OPTION⁵

XPS	Express 10 day shipping. Items marked with a bullet (•) are not available with XPS. XPS available on models CP2036, CP2038 and CP2040 only
-----	--

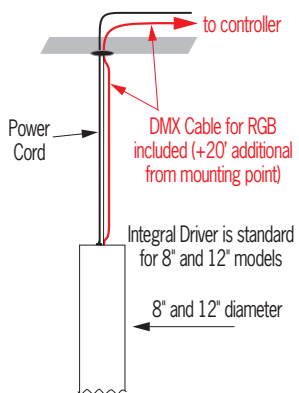
SEQUENCE (cont.)

CP2036/CP2038/CP2040/CP2042/CP2044/CP2046

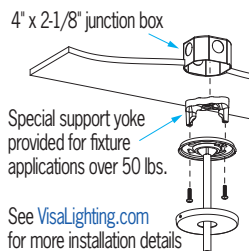
Indoor pendants — 8” Diameter



DMX DETAIL



STRUCTURAL BLOCKING DETAIL



CP2046 – STRUCTURAL BLOCKING REQUIRED

SEQUENCE PRODUCT FAMILY

Outdoor Catenary	4” Diameter	• OP2232, OP2233, OP2234
	8” Diameter	• OP2262, OP2263, OP2264
Outdoor Cord and Cable	4” Diameter	• OP2222, OP2223, OP2224
	8” Diameter	• OP2252, OP2253, OP2254
Outdoor Stem	4” Diameter	• OP2242, OP2243, OP2244
	8” Diameter	• OP2272, OP2273, OP2274
Indoor Pendants	4” Diameter	• CP2020, CP2022, CP2024, CP2026, CP2028, CP2030
	8” Diameter	• CP2036, CP2038, CP2040, CP2042, CP2044, CP2046
	12” Diameter	• CP2052, CP2054, CP2056, CP2058, CP2060, CP2062
Wall Sconce	Indoor	• CB5201, CB5203
	Outdoor	• OW5201, OW5203

SUGGESTED VARIATIONS

- Remote driver
- Custom colors

See Visalighting.com/Families/Sequence for more information

SEQUENCE (cont.)

CP2036/CP2038/CP2040/CP2042/CP2044/CP2046

Indoor pendants — 8” Diameter



FINISHES

Specify color code when ordering. For accurate color matching, individual paint and finish samples are [available upon request](#).
For more information about our finishes visit visalighting.com/finishes

Powder Coat Paint Finishes (Standard)

						
AGGY Agate Grey	ALGN Alpine Green	BJBG Baja Beige	BMAT Bronze Matte	BRNZ Bronze	BSIL Blade Silver	CVBL Cove Blue
						
DEOR Deoro Gold	GLWT Glacier White	GSIL Graphite Silver	HRGR Harbor Grey	JTBK Jet Black	OCBL Ocean Blue	SHGR Shoreline Grey
						
SBGN Sagebrush Green	SLGR Slate Grey	SSTP Sierra Taupe	TRCN Terracotta Canyon	TRWT Traffic White	VBLK Velvet Black	VNRD Vineyard Red