

CM1972-T SYMMETRY™

45" – Tunable

U.S. Patent D822,888


VisaLighting.com/products/Symmetry

Type: _____ Project: _____ Location: _____



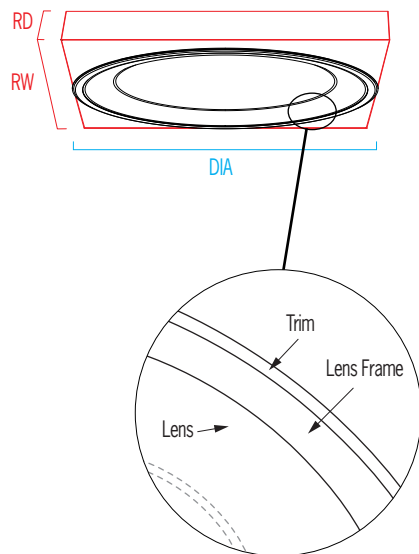
DIMENSIONS

DIA = Diameter RD = Recessed Depth RW = Recessed Width

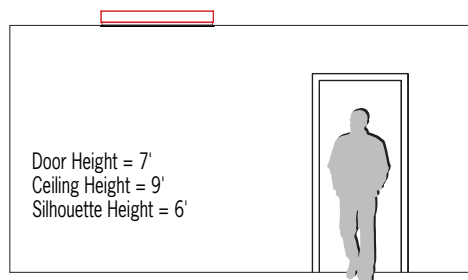
DIA 44-1/2" (1130 mm)

RD 5-7/8" (149 mm)

RW 44" (1118 mm)



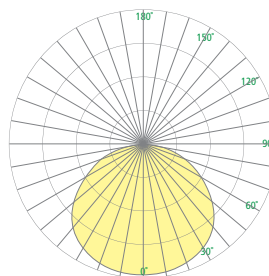
RELATIVE SCALE DRAWING



FEATURES

- BAA (Buy American Act) and BABA (Build American, Buy America) compliant
- Integral driver located within the housing and accessible from below the ceiling
- High and Low lumen output
- 90CRI
- Two Channel Tunable control capabilities provide independent control of CCT and dimming using two separate 0-10V controllers (by others)
- Suitable for drywall/sheetrock or T-bar grid system (see installation instructions)
- Suitable for insulation contact
- Recyclable aluminum housing
- Frosted acrylic lens uniquely formed in a gentle concave profile with graceful, shallow dome in the center (patent pending)
- No VOC powder coat paint
- Optional antimicrobial finishes (no VOC) on all interior and exterior painted surfaces
- ETL listed for damp locations. Not suited for exterior applications

PHOTOMETRICS



CM1972-T SYMMETRY (cont.)

45" - Tunable



Fill in shaded boxes using information listed below

CM1972-T		–	MVOLT		
MODEL	SOURCE ¹ TUN2(L) TUN2(H)		VOLTAGE MVOLT	LENS FRAME FINISH See last page for finish order codes	OPTIONS ² AMC CP

SOURCE¹ (Select one)

Dimmable 0-10V to 10%

Minimum 90CRI, within 3-step MacAdam (2700K-6500K)

Source	CCT Range	Delivered Lumens	Power (Watts)
TUN2(L)	2700K-6500K	3200	29
TUN2(H)	2700K-6500K	5300	50

Delivered lumens shown at 3500K. Lumen output may vary slightly at other CCT settings

VOLTAGE

MVOLT	120-277V, 50/60 Hz
-------	--------------------

OPTIONS² (Multiple selections allowed)

AMC	Antimicrobial coating (No VOC) for painted surface
CP	Chicago Plenum Certified (suspended grid installation only)

TM-30 DATA

For TM-30 data please contact us at info@visalighting.com

CM1972-T SYMMETRY (cont.)

45" - Tunable



SYMMETRY PRODUCT FAMILY

Behavioral Health – 4" Downlight	CM2500 – 4"
Behavioral Health – Overbed	CM1976-W – 45"
	CM1986-W – 23"
Behavioral Health – General Use	CM1978-W – 45"
	CM1988-W – 23"
Behavioral Health – Tunable	CM1978-T – 45"
	CM1988-T – 23"
Overbed	CM1970-W – 45"
	CM1980-W – 23"
General Use	CM1972-W – 45"
	CM1982-W – 23"
Tunable	CM1972-T – 45"
	CM1982-T – 23"

See [Visalighting.com/Families/Symmetry](https://visalighting.com/Families/Symmetry) for more information

FINISHES

Specify color code when ordering. For accurate color matching, individual paint and finish samples are [available upon request](#).
For more information about our finishes visit visalighting.com/finishes

Powder Coat Paint Finishes (Standard)

AGGY Agate Grey	ALGN Alpine Green	BMAT Bronze Matte	BRNZ Bronze	BSIL Blade Silver	CVBL Cove Blue	DEOR Deoro Gold
GLWT Glacier White	GSIL Graphite Siver	HRGR Harbor Grey	JTBK Jet Black	OCBL Ocean Blue	SHGR Shoreline Grey	SBGN Sagebrush Green
SLGR Slate Grey	SSTP Sierra Taupe	TRCN Terracotta Canyon	TRWT Traffic White	VBLK Velvet Black	VNRD Vineyard Red	

This document contains information which is the property of Visa Lighting, and may not, in whole or in part, be duplicated, disclosed, or used for design or manufacturing purposes without the prior written permission of Visa Lighting. U.S. Design Patent #D822,888. ©Visa Lighting. Design Modification Rights Reserved. Visa Lighting reserves the right to change specifications for product improvement without notification.

