

# CM1978-W SYMMETRY™

## Behavioral Health/High Abuse – 45" General Use

U.S. Patent D822,888


[VisaLighting.com/products/Symmetry](https://VisaLighting.com/products/Symmetry)

Type: \_\_\_\_\_ Project: \_\_\_\_\_ Location: \_\_\_\_\_



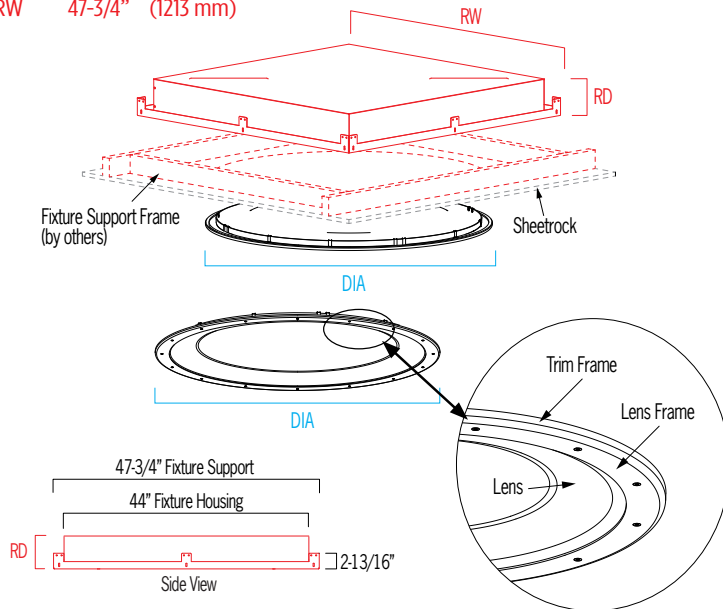
### DIMENSIONS

DIA = Diameter    RD = Recessed Depth    RW = Recessed Width

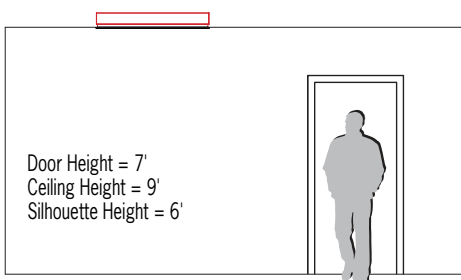
DIA 45-11/16" (1160 mm)

RD 6" (152 mm)

RW 47-3/4" (1213 mm)



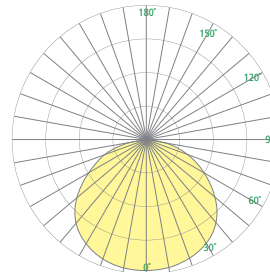
### RELATIVE SCALE DRAWING



### FEATURES

- BAA (Buy American Act) and BABA (Build American, Buy America) compliant
- Integral driver located within the housing and accessible from below the ceiling
- Optional 90+ CRI (delivered lumens reduced by 5%)
- Remote emergency driver
- High Abuse lens and frame features 3/16" thick, high impact clear polycarbonate secured with tamper resistant fasteners; tested to >100 joules impact
- Ligature resistant; sheetrock/drywall installation (see installation instructions), not suited for grid ceiling installation
- Suitable for insulation contact
- Recyclable aluminum housing
- Frosted acrylic lens uniquely formed in a gentle concave profile with graceful, shallow dome in the center (patent pending)
- No VOC powder coat paint finish
- Antimicrobial finishes (no VOC) on all interior and exterior painted surfaces
- ETL listed for damp locations. Not suited for exterior applications

### PHOTOMETRICS



# CM1978-W SYMMETRY (cont.)

## Behavioral Health/High Abuse – 45" General Use



Fill in shaded boxes using information listed below

| CM1978-W |  |  | - | MVOLT            |                              |  |                            |
|----------|--|--|---|------------------|------------------------------|--|----------------------------|
| MODEL    | SOURCE <sup>1</sup>  | SOURCE OPTION <sup>2</sup>   |   | VOLTAGE<br>MVOLT | DIMMING CONTROL <sup>3</sup> | LENS FRAME FINISH                          | OPTION <sup>4</sup><br>REM |
|          | L30K(H)<br>L30K(L)<br>L35K(H)<br>L35K(L)<br>L40K(H)<br>L40K(L) | 90CRI<br><br>Minimum 80CRI is<br>standard if 90CRI<br>option is not selected |   |                  | DALI                         | See last page<br>for finish<br>order codes |                            |

### SOURCE<sup>1</sup> (Select one)

Dimmable 0-10V to 1%  
Minimum 80CRI, within 3-step MacAdam

| Source  | CCT   | Delivered Lumens | Power (Watts) |
|---------|-------|------------------|---------------|
| L30K(H) | 3000K | 4600             | 49            |
| L30K(L) | 3000K | 2700             | 29            |
| L35K(H) | 3500K | 4700             | 49            |
| L35K(L) | 3500K | 2800             | 29            |
| L40K(H) | 4000K | 4800             | 49            |
| L40K(L) | 4000K | 2800             | 29            |

### VOLTAGE

|       |                    |
|-------|--------------------|
| MVOLT | 120-277V, 50/60 Hz |
|-------|--------------------|

### SOURCE OPTION<sup>2</sup>

Minimum 80 CRI within 3-step MacAdam is standard if option is not selected

|       |  |
|-------|--|
| 90CRI | Color rendering index minimum 90, minimum R9 value of 50<br>(delivered lumens reduced by 5%) |
|-------|--|

### DIMMING CONTROL OPTION<sup>3</sup>

▲ Option availability may be interdependent with Voltage, Source or Other Options

Dimmable 0-10V to 1% is standard if option is not selected

|      |  |
|------|--|
| DALI | Control via DALI protocol, dimming to minimum 1% |
|------|--|

### OPTION<sup>4</sup>

|     |  |
|-----|--|
| REM | Remote emergency driver (ambient), 10W output for 90 minutes<br>Locate outside of patient room for ease of service |
|-----|--|

### TM-30 DATA

For TM-30 data please contact us at [info@visalighting.com](mailto:info@visalighting.com)

# CM1978-W SYMMETRY (cont.)

## Behavioral Health/High Abuse – 45" General Use



### SYMMETRY PRODUCT FAMILY

|                                     |                |
|-------------------------------------|----------------|
| Behavioral Health –<br>4" Downlight | CM2500 – 4"    |
| Behavioral Health –<br>Overbed      | CM1976-W – 45" |
|                                     | CM1986-W – 23" |
| Behavioral Health –<br>General Use  | CM1978-W – 45" |
|                                     | CM1988-W – 23" |
| Behavioral Health –<br>Tunable      | CM1978-T – 45" |
|                                     | CM1988-T – 23" |
| Overbed                             | CM1970-W – 45" |
|                                     | CM1980-W – 23" |
| General Use                         | CM1972-W – 45" |
|                                     | CM1982-W – 23" |
| Tunable                             | CM1972-T – 45" |
|                                     | CM1982-T – 23" |

See [Visalighting.com/Families/Symmetry](https://visalighting.com/Families/Symmetry) for more information

### FINISHES

Specify color code when ordering. For accurate color matching, individual paint and finish samples are [available upon request](#).  
For more information about our finishes visit [visalighting.com/finishes](https://visalighting.com/finishes)

#### Powder Coat Paint Finishes (Standard)

|                           |                             |                               |                           |                          |                            |                             |
|---------------------------|-----------------------------|-------------------------------|---------------------------|--------------------------|----------------------------|-----------------------------|
|                           |                             |                               |                           |                          |                            |                             |
| <b>AGGY</b> Agate Grey    | <b>ALGN</b> Alpine Green    | <b>BMAT</b> Bronze Matte      | <b>BRNZ</b> Bronze        | <b>BSIL</b> Blade Silver | <b>CVBL</b> Cove Blue      | <b>DEOR</b> Deoro Gold      |
|                           |                             |                               |                           |                          |                            |                             |
| <b>GLWT</b> Glacier White | <b>GSIL</b> Graphite Silver | <b>HRGR</b> Harbor Grey       | <b>JTBK</b> Jet Black     | <b>OCBL</b> Ocean Blue   | <b>SHGR</b> Shoreline Grey | <b>SBGN</b> Sagebrush Green |
|                           |                             |                               |                           |                          |                            |                             |
| <b>SLGR</b> Slate Grey    | <b>SSTP</b> Sierra Taupe    | <b>TRCN</b> Terracotta Canyon | <b>TRWT</b> Traffic White | <b>VBLK</b> Velvet Black | <b>VNRD</b> Vineyard Red   |                             |

This document contains information which is the property of Visa Lighting, and may not, in whole or in part, be duplicated, disclosed, or used for design or manufacturing purposes without the prior written permission of Visa Lighting. U.S. Design Patent #D822,888. ©Visa Lighting. Design Modification Rights Reserved. Visa Lighting reserves the right to change specifications for product improvement without notification.

