

CM2062-W LENGA™

3" Dual Overbed Units – Behavioral Health


VisaLighting.com/products/Lenga

Type: _____ Project: _____ Location: _____

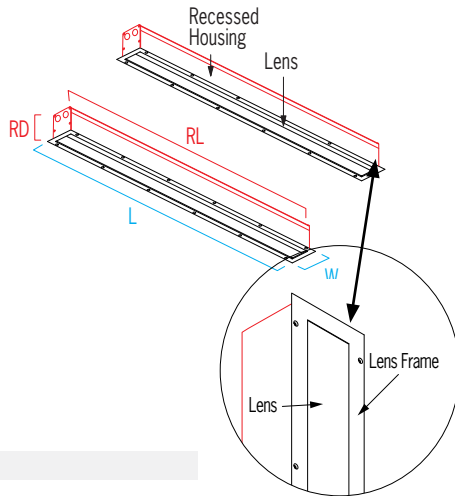
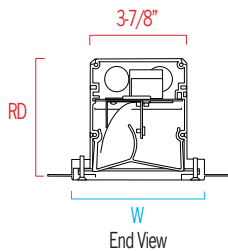


SET INCLUDES 2 UNITS IN TANDEM. ORDER ONE MODEL NUMBER PER SET.

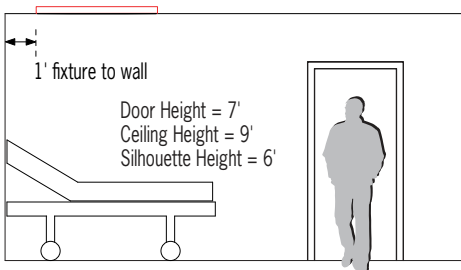
DIMENSIONS

W = Width L = Length RD = Recessed Depth RL = Recessed Length

W	4-5/8"	(117 mm)
L	48-1/8"	(1222 mm)
RD	4-1/8"	(105 mm)
RL	47"	(1197 mm)



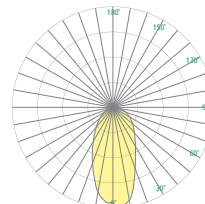
RELATIVE SCALE DRAWING



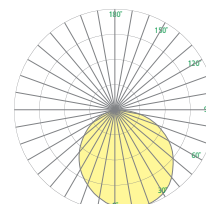
FEATURES

- Integral drivers
- Optional 90+ CRI
- Left and right models wired discretely; units may be wired together in the field
- Recessed housing, conduit entry
- Pin-in-Torx screws standard for lens door
- Ligature resistant; sheetrock/drywall installation (see installation instructions), not suited for grid ceiling installation. Housing integrates with drywall ceilings via mud flange
- High Abuse lens and frame features high impact clear polycarbonate secured with tamper resistant fasteners
- Sealed, gasketed lens
- Housing is fully sealed from plenum and room sides
- IP65 rated
- Chicago Plenum certified
- Antimicrobial finishes (no VOC) on all interior and exterior painted surfaces
- Not suited for exterior applications
- Accepted by New York State Office of Mental Health (NYS-OMH)

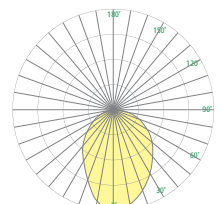
PHOTOMETRICS



Ambient



Exam



Ambient and Exam



Compliant



ETL Listed



5 Year Warranty

CM2062-W LENGA (cont.)

3" Dual Overbed Units – Behavioral Health



SOLD ONLY AS A DUAL OVERBED SET (SET INCLUDES TWO UNITS IN TANDEM)

Fill in shaded boxes using information listed below

CM2062-W

MODEL

SOURCE¹

L30K
L35K
L40K

SOURCE OPTION²

90CRI

Minimum
80CRI standard
if option not
selected.

VOLTAGE³

MVOLT
347V

DIMMING CONTROL⁴ OPTION

DALI

Dimmable
0-10V if option
not selected

LENS FRAME FINISH

See last page
for finish
order codes

OPTION⁵

RB

SOURCE¹ (Select one)

Dimmable 0-10V to 1% , Minimum 80CRI within 3-step MacAdam

Source	CCT	Delivered Lumens		Power (Watts)
L30K	3000K	Ambient	2400	29
		Exam	7400	89
		Combined	8900	118
L35K	3500K	Ambient	2500	29
		Exam	7600	89
		Combined	9100	118
L40K	4000K	Ambient	2500	29
		Exam	7800	89
		Combined	9300	118

Lumens and watts are total per set
Each side of a tandem pair is an independent fixture

SOURCE OPTION²

Minimum 80CRI within 3-step MacAdam is standard if 90CRI is not selected

90CRI	Color rendering index minimum 90 CRI, (typical 93); minimum R9 value of 50 (delivered lumens reduced by 15%)
--------------	--

VOLTAGE³ (Select one)

MVOLT	120-277V, 50/60 Hz
347V	347V, 50/60 Hz

DIMMING CONTROL OPTION⁴

⚠ Option availability may be interdependent with Voltage, Source or Other Options
0-10V dimmable to 1% if no dimming option is selected

DALI	Control via DALI protocol, dimming to minimum 1% (not available with 347V)
-------------	--

TM-30 DATA

For TM-30 data please contact us at info@visalighting.com

OPTION⁵

RB	Pre-ship recessed backbox
-----------	---------------------------

CM2062-W LENGA (cont.)

3" Dual Overbed Units – Behavioral Health



LENGA PRODUCT FAMILY

- CM2060-W - 3" Dual Overbed Units
- CM2060-T - 3" Dual Overbed Units - Tunable
- CM2062-W - 3" Dual Overbed Units - Behavioral Health
- CM2062-T - 3" Dual Overbed Units - Tunable Behavioral Health

See VisaLighting.com/products/Lenga for more information

SUGGESTED VARIATIONS







- Custom colors

FINISHES

Specify color code when ordering. For accurate color matching, individual paint and finish samples are [available upon request](#).

For more information about our finishes visit visalighting.com/finishes

Powder Coat Paint Finishes (Standard)

						
AGGY Agate Grey	ALGN Alpine Green	BMAT Bronze Matte	BRNZ Bronze	BSIL Blade Silver	CVBL Cove Blue	DEOR Deoro Gold
						
GLWT Glacier White	GSIL Graphite Silver	HRGR Harbor Grey	JTBK Jet Black	OCBL Ocean Blue	SHGR Shoreline Grey	SBGN Sagebrush Green
						
SLGR Slate Grey	SSTP Sierra Taupe	TRCN Terracotta Canyon	TRWT Traffic White	VBLK Velvet Black	VNRD Vineyard Red	

