

CP6002 Sequence™ Mini

Horizontal Suspension


VisaLighting.com/products/Sequence-Mini

Type: _____ Project: _____ Location: _____



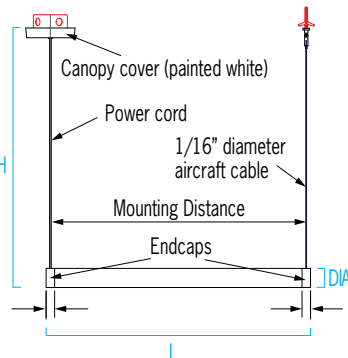
DIMENSIONS¹⁰

OAH MUST BE SPECIFIED

DIA = Diameter OAH = Overall Height L = Length WT = Weight

OAH is the distance (in inches) from the bottom of the fixture to the ceiling plane.
Example - OAH(48) indicates an overall fixture height of 48"

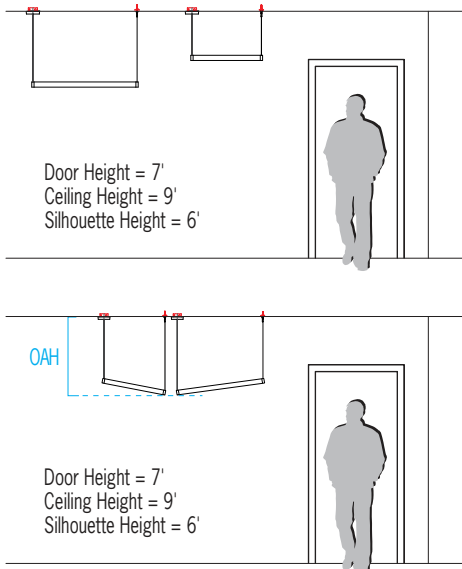
DIA	2-1/4"	(57 mm)
OAH	48"	(1219 mm)
MIN OAH	5"	(127 mm)
L	6" – 72"	(152 mm – 1829 mm)
WT	1 lb – 6 lbs	(454 g – 2722 g)



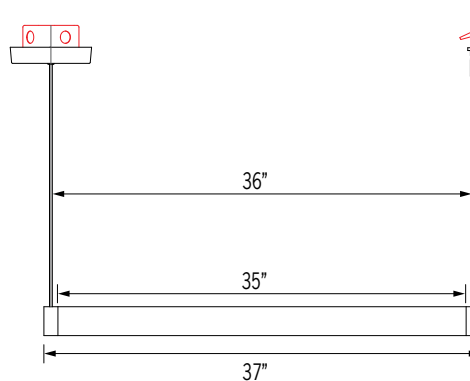
FEATURES

- Varying lengths, from 12" to 72", in 6" increments
- Matching 1" spun aluminum endcaps
- Remote driver enclosure (**RMD**) is available for all lengths. Round canopy is 5-1/4" diameter and 1/2" deep.
- Driver in canopy (**SDC**) is available for lengths 24" and longer. Round canopy is 6-3/8" diameter and 1-1/2" deep.
- Canopy for both (**RMD**) or (**SDC**) mounts over 4x4 junction box (by others) with provided hardware and is painted white
- Suspended via black, white, or gray power cord
- Secondary support cable is field cuttable (1/16" diameter aircraft cable)
- OAH specified is the height from the ceiling to the fixture when mounted parallel to the ground. Either side can be shortened to change the angle of the fixture (see illustration below)
- Matte white acrylic body
- No VOC powder coat finish or low VOC clear coat on metal finishes
- ETL listed for damp locations. Not suited for exterior applications

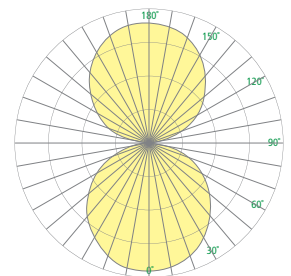
RELATIVE SCALE DRAWINGS



CP6002 DIMENSIONS – 36" MODEL EXAMPLE



PHOTOMETRICS



CP6002 Sequence Mini (cont.)

Horizontal Suspension



Fill in shaded boxes using information listed below

CP6002									
MODEL	LENGTH ¹	SOURCE ²	VOLTAGE ³	OPTIONAL DIMMING CONTROL ⁴	FINISH	CORD COLOR ⁷	DRIVER ⁸	OPTION ⁹	OAH ¹⁰
	12 48 18 54 24 60 30 66 36 72 42	L30K L35K L40K	MVOLT 347V	DALI	See last page for finish order codes	BSC WSC GSC	SDC RMD	DCC	See page 1
	Custom lengths available from 12" to 72" in length in 1" nominal increments; contact factory			Dimmable 0-10V to 1% if option not selected			SDC not available on 12" and 18" lengths		

SOURCE (Select one length¹ and one source²)

Minimum 80CRI, within 3-step MacAdam

Source ²	L30K	L35K	L40K	Power (Watts)
CCT	3000K	3500K	4000K	
Length ¹	Delivered Lumens			
12"	650	700	700	7
18"	1000	1100	1100	10
24"	1400	1500	1600	14
30"	1800	1900	2000	17
36"	2200	2300	2500	21
42"	2600	2800	2900	24
48"	3000	3200	3300	28
54"	3400	3600	3800	31
60"	3800	4000	4200	35
66"	4200	4500	4700	39
72"	4600	4900	5100	42

LUMEN MAINTENANCE RATING

Bodylight	L80 (reported)	>72,000 hrs
Downlight	L80 (reported)	>55,000 hrs

VOLTAGE³ (Select one)

MVOLT	120-277V, 50/60 Hz
347V	50/60 Hz Not available with DALI or SDC options

DIMMING CONTROL OPTION⁶

0-10V dimming to 1% is included unless DALI option is selected

▲ Option availability may be interdependent with Voltage, Source or Other Options

DALI	Dimming control capability (to 5%) via DALI 1.0 protocol (not available with 347V or SDC option)
------	---

CORD COLOR⁷ (Select one)

BSC	Black power cord
WSC	White power cord
GSC	Gray power cord

CP6002 Sequence Mini (cont.)

Horizontal Suspension



DRIVER⁸ (Select one)

See below for more information

⚠ Option availability may be interdependent with Voltage, Source or Other Options

SDC	Surface canopy with integral driver; canopy is painted white (not available with 347V or DALI option; not available on 12" and 18" lengths)
RMD	Remote driver enclosure, has knockouts for conduit connection, may be recess mounted with insulation contact (type IC); canopy is painted white

OPTION⁹

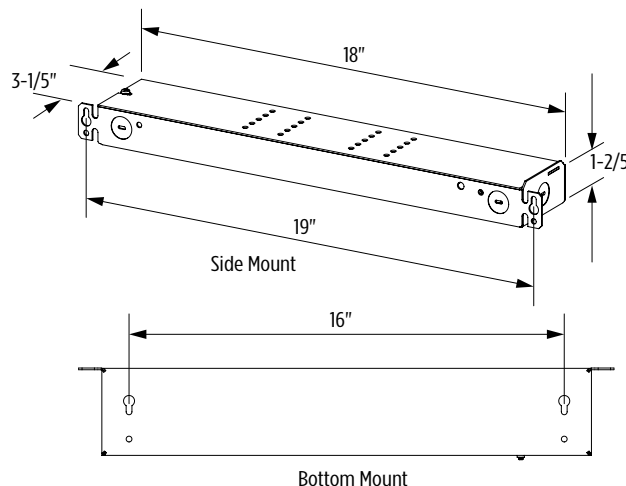
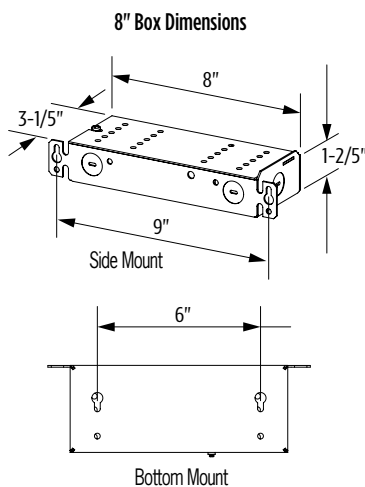
⚠ Option availability may be interdependent with Other Options

DCC	Damp clear coat for metal finishes (required for 5 year warranty when used in damp locations)
------------	---

REMOTE DRIVER (RMD) INFORMATION

8" RMD box is used for 24" to 72" lengths

18" RMD box is used for any of these options or lengths:
12" & 18" lengths, DALI dimming, 347V



Maximum Recommended Remote Wiring Distance from RMD to fixture canopy

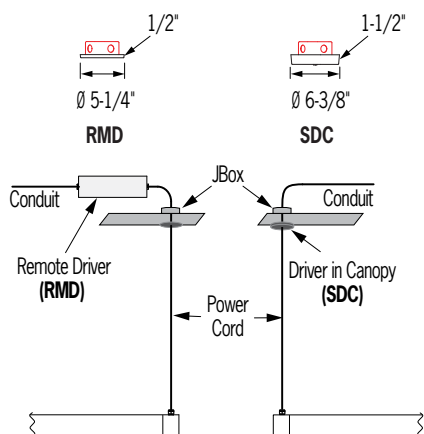
- 12GA 130 ft
- 14GA 80 ft
- 16GA 50 ft
- 18GA 30 ft
- 20GA 20 ft

Remote driver boxes have knockouts for conduit connections

DRIVER DETAIL

Remote Driver (RMD)

Surface Canopy with Integral Driver (SDC)



Surface Driver Canopy (SDC) available only for 24" and longer

CP6002 Sequence Mini (cont.)

Horizontal Suspension



SEQUENCE PRODUCT FAMILY

Wall Units	<ul style="list-style-type: none"> • CB5201 — 34 In Indoor Wall • CB5203 — 45 In Indoor Wall 		<ul style="list-style-type: none"> • OP2252 — 8 In x 2 Ft Canopy • OP2253 — 8 In x 3 Ft Canopy
4" Diameter Pendants	<ul style="list-style-type: none"> • CP2020 — 4 In x 2 Ft • CP2022 — 4 In x 3 Ft • CP2024 — 4 In x 4 Ft • CP2026 — 4 In x 5 Ft • CP2028 — 4 In x 6 Ft • CP2030 — 4 In x 8 Ft 	Outdoor 8" Diameter Pendants <ul style="list-style-type: none"> • OP2254 — 8 In x 4 Ft Canopy • OP2262 — 8 In x 2 Ft Catenary • OP2263 — 8 In x 3 Ft Catenary • OP2264 — 8 In x 4 Ft Catenary 	
		Outdoor Wall Units	<ul style="list-style-type: none"> • OW5201 — 34 In Outdoor Wall • OW5203 — 45 In Outdoor Wall
8" Diameter Pendants	<ul style="list-style-type: none"> • CP2036 — 8 In x 2 Ft • CP2038 — 8 In x 3 Ft • CP2040 — 8 In x 4 Ft • CP2042 — 8 In x 5 Ft • CP2044 — 8 In x 6 Ft • CP2046 — 8 In x 8 Ft 	4" Indoor Sequence Square	<ul style="list-style-type: none"> • CP5820 — 4 in x 2 ft • CP5822 — 4 in x 3 ft • CP5824 — 4 in x 4 ft • CP5826 — 4 in x 5 ft • CP5828 — 4 in x 6 ft • CP5830 — 4 in x 8 ft
12" Diameter Pendants	<ul style="list-style-type: none"> • CP2052 — 12 In x 2 Ft • CP2054 — 12 In x 3 Ft • CP2056 — 12 In x 4 Ft • CP2058 — 12 In x 5 Ft • CP2060 — 12 In x 6 Ft • CP2062 — 12 In x 8 Ft 	8" Indoor Sequence Square	<ul style="list-style-type: none"> • CP5836 — 8 in x 2 ft • CP5838 — 8 in x 3 ft • CP5840 — 8 in x 4 ft • CP5842 — 8 in x 5 ft • CP5844 — 8 in x 6 ft • CP5846 — 8 in x 8 ft
Outdoor 4" Diameter Pendants	<ul style="list-style-type: none"> • OP2222 — 4 In x 3 Ft Canopy • OP2223 — 4 In x 4 Ft Canopy • OP2224 — 4 In x 5 Ft Canopy • OP2232 — 4 In x 3 Ft Catenary • OP2233 — 4 In x 4 Ft Catenary • OP2234 — 4 In x 5 Ft Catenary 	Vertical Sequence Mini <ul style="list-style-type: none"> • CP6000 — 2 in; various lengths 	
		Horizontal Sequence Mini	<ul style="list-style-type: none"> • CP6002 — 2 in; various lengths

SUGGESTED VARIATIONS

- Custom lengths/lumen outputs
- Matching canopies/cords
- Horizontal/angled mounting via additional hang cable
- Multi-fixture clusters via custom multi-point canopies

See [Visalighting.com/Sequence](https://visalighting.com/Sequence), [Visalighting.com/Sequence-Square](https://visalighting.com/Sequence-Square) and [Visalighting.com/Sequence-Mini](https://visalighting.com/Sequence-Mini) for more information

CP6002 Sequence Mini (cont.)

FINISHES

Specify color code when ordering. For accurate color matching, individual paint and finish samples are [available upon request](#).
For more information about our finishes visit visalighting.com/finishes


Powder Coat Paint Finishes (Standard)

						
AGGY Agate Grey	ALGN Alpine Green	BMAT Bronze Matte	BRNZ Bronze	BSIL Blade Silver	CVBL Cove Blue	DEOR Deoro Gold
						
GLWT Glacier White	GSIL Graphite Silver	HRGR Harbor Grey	JTBK Jet Black	OCBL Ocean Blue	SHGR Shoreline Grey	SBGN Sagebrush Green
						
SLGR Slate Grey	SSTP Sierra Taupe	TRCN Terracotta Canyon	TRWT Traffic White	VBLK Velvet Black	VNRD Vineyard Red	

Alternative Metal Finishes (Premium)

			
BBA Brushed Brass Alternative	BCA Brushed Chrome Alternative	BUA Brushed Copper Alternative	BZA Brushed Bronze Alternative
			
OBA Oil-Rubbed Bronze Alternative	PRA Pewter Alternative	RBA Rustic Brass Alternative	SNA Satin Nickel Alternative

Metal Finish (Premium)


BA Brushed Aluminum

