


CP6104 CELEST TR™

Large 36" H - Aluminum Panels


VisaLighting.com/products/Celest-tr

Type: _____ Project: _____ Location: _____

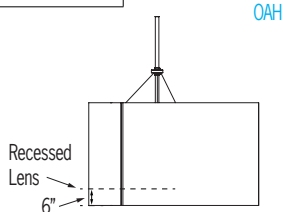


DIMENSIONS ⁶

OAH is the distance (in inches) from the bottom of the fixture to the ceiling plane.

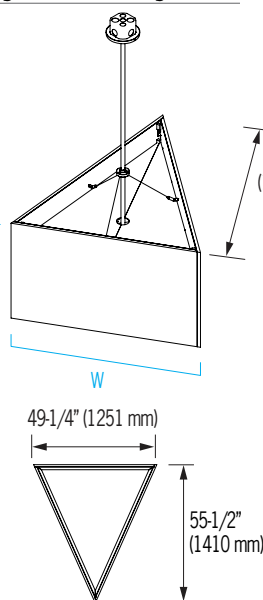
X = Body Height W = Width OAH = Overall Height WT = Weight

X	36" (914 mm)
OAH	96" (2438 mm)
WT	<150 lb

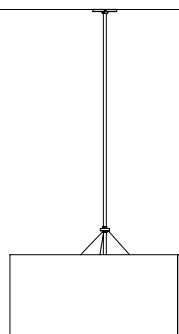


OAH

X



RELATIVE SCALE DRAWING



Door Height = 7'
Ceiling Height = 20'
Silhouette Height = 6'



49-1/4" (1251 mm)

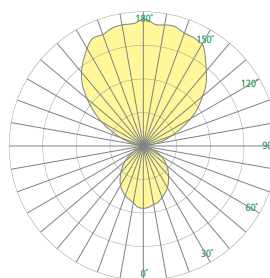
55-1/2" (1410 mm)

49-1/4" (1251 mm)

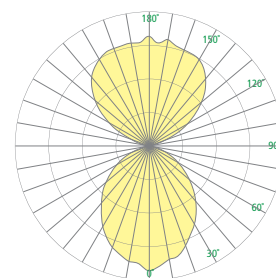
FEATURES

- Integral drivers
- Up & down light available in Direct-Indirect (DIRIND) or Semi-Indirect (SEMIND) distribution
- Uplight and downlight separately switched and dimmed (may be wired together during installation)
- Swivel ball & stem mount directly to structural blocking; wire connections can be made through a 4" octagonal 2-1/8" deep electrical junction box (by others)
- Inner luminous assembly suspended directly by stem; may be suspended and wired separately with outer shade panels installed later
- Outer shade panel assembly suspended via aircraft cables to stem collar with fittings concealed behind panels for height and levelling adjustment
- Frosted acrylic top and bottom lenses
- Shade panels are shipped disassembled for flat packing
- Lightweight, recyclable aluminum outer shade panels
- Non-VOC powder coat finishes or environmentally friendly low VOC metal alternative finishes
- ETL listed for damp locations. Not suited for exterior applications

PHOTOMETRICS



Semi-Indirect (SEMIND)



Direct-Indirect (DIRIND)



CP6104 CELEST TR (cont.)

Large 36" H - Aluminum Panels



Fill in shaded boxes using information listed below

CP6104

MODEL

SOURCE¹

- L30K(H)
- L30K(L)
- L35K(H)
- L35K(L)
- L40K(H)
- L40K(L)

DISTRIBUTION²

- SEMIND
- DIRIND

VOLTAGE³

- MVOLT
- 347V

SOURCE OPTION⁴

- 90CRI

Minimum 80CRI is standard if option is not selected

PANEL FINISH

See last page for finish order codes

Canopy and stem painted white

OPTION⁵

- XPS

OAH⁶

SOURCE¹ (Select one)

Dimmable 0-10V to 1%, Minimum 80CRI, within 3-step MacAdam

Source	Distribution	Delivered Lumens	Power (Watts)
• L30K(H)	SEMIND	20,500	206
	DIRIND	18,000	191
• L30K(L)	SEMIND	10,500	94
	DIRIND	9,000	87
L35K(H)	SEMIND	21,000	206
	DIRIND	18,500	191
L35K(L)	SEMIND	10,500	94
	DIRIND	9,000	87
• L40K(H)	SEMIND	21,000	206
	DIRIND	18,500	191
• L40K(L)	SEMIND	10,500	94
	DIRIND	9,000	87

*Note: multiply by 0.85 for 90CRI delivered lumens

DISTRIBUTION² (Select one)

SEMIND	Semi-indirect: 70% uplight, 30% downlight (approximate)
DIRIND	Direct-indirect: 55% uplight, 45% downlight (approximate)

VOLTAGE³ (Select one)

MVOLT fixture accepts 120 through 277 input voltage

MVOLT	120-277V, 50/60 Hz
347V	50/60 Hz

SOURCE OPTION⁴

Minimum 80CRI within 3-step MacAdam is standard if option is not selected

90CRI	Color rendering index minimum 90, minimum R9 value of 50 (lumen output reduced by 15%)
-------	----------------------------------------------------------------------------------------

OPTION⁵

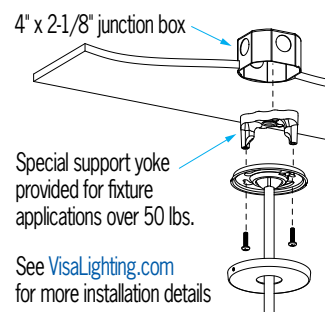
XPS	Express 10 day shipping. Items marked with a bullet (•) are not available with XPS
-----	------------------------------------------------------------------------------------

LUMEN MAINTENANCE RATING

L90 (reported)	>55,000
----------------	---------

Reported Lifetime per IES TM-21

STRUCTURAL BLOCKING DETAIL



CP6104 CELEST TR (cont.)

Large 36" H - Aluminum Panels




CELEST PRODUCT FAMILY

	Description	Model
Metal Panels	Celest SQ - Large	• CP6100
	Celest HX - Large	• CP6102
	Celest TR - Large	• CP6104
	Celest SQ - Small	• CP6106
	Celest HX - Small	• CP6108
	Celest TR - Small	• CP6110
Acoustic Panels	Celest SQ - Large	• CP6120
	Celest HX - Large	• CP6122
	Celest TR - Large	• CP6124
	Celest SQ - Small	• CP6126
	Celest HX - Small	• CP6128
	Celest TR - Small	• CP6130

See [Visalighting.com/products/Celest](https://visalighting.com/products/Celest) for more information

SUGGESTED VARIATIONS

- Alternate control options
- No top lens
- Custom colors & finishes
- Mix & match panel colors (metal & acoustic)
- Luminous & non-luminous cutouts with mascots, logos, phrases, etc.



CP6104 CELEST TR (cont.)

Large 36" H - Aluminum Panels



FINISHES

Specify color code when ordering. For accurate color matching, individual paint and finish samples are [available upon request](#).

For more information about our finishes visit visalighting.com/finishes

Powder Coat Paint Finishes (Standard)

AGGY Agate Grey	ALGN Alpine Green	BMAT Bronze Matte	BRNZ Bronze	BSIL Blade Silver	CVBL Cove Blue	DEOR Deoro Gold
GLWT Glacier White	GSIL Graphite Silver	HRGR Harbor Grey	JTBK Jet Black	OCBL Ocean Blue	SHGR Shoreline Grey	SBGN Sagebrush Green
SLGR Slate Grey	SSTP Sierra Taupe	TRCN Terracotta Canyon	TRWT Traffic White	VBLK Velvet Black	VNRD Vineyard Red	

Alternative Metal Finishes (Premium)

BBA Brushed Brass Alternative	BCA Brushed Chrome Alternative	BUA Brushed Copper Alternative	BZA Brushed Bronze Alternative
OBA Oil-Rubbed Bronze Alternative	PRA Pewter Alternative	RBA Rustic Brass Alternative	SNA Satin Nickel Alternative

Metal Finish (Premium)

BA Brushed Aluminum