

# OV2100 ADVANTUS™

## Outdoor Wall/Ceiling Unit

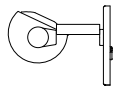
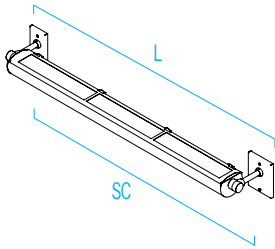

[VisaLighting.com/products/Advantus](https://VisaLighting.com/products/Advantus)

Type: \_\_\_\_\_ Project: \_\_\_\_\_ Location: \_\_\_\_\_



### DIMENSIONS<sup>1</sup>

	L = Length		SC = Stem Center		WT = Weight	
	24"	36"	48"	60"		
<b>L</b>	27-7/8" (707 mm)	39-1/4" (996 mm)	50-5/8" (1285 mm)	61-15/16" (1574 mm)		
<b>SC</b>	26-1/2" (673 mm)	37-7/8" (962 mm)	49-1/2" (1257 mm)	60-5/8" (1540 mm)		
<b>WT</b>	5.5 lb (2495 g)	7.5 lb (3402 g)	10 lb (4536 g)	12 lb (5443 g)		



### FEATURES

- BAA (Buy American Act) and BABA (Build American, Buy America) compliant
- Remote driver included; driver suitable for remote mounting in dry or damp locations only
- One RMD box per fixture; all model lengths use one size RMD
- Multiple optic options for flood, wash and graze applications
- 0-10V dimmable to 1% (dimming connections at remote driver)
- Wall or ceiling mount
- Easy mounting with secure aiming lock - aimable to 360°. Die-cast mounting plate allows direct access to junction box
- Zero clearance end mount for easy installation and maintenance in tight mounting applications
- Snap-in, snap-out clear acrylic lens allows for toolless access to source. Lens remains unseen in most applications
- Extruded aluminum housing with die-cast end caps and mounting hardware
- No VOC powder coat finish
- ETL listed for wet locations

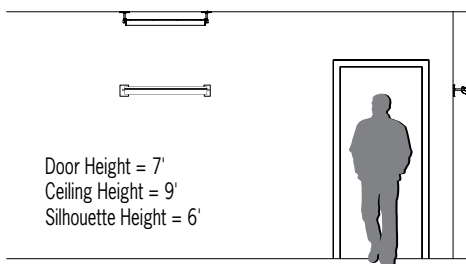
Power feed can be located on either end

Dimensions are based on a 25° aiming angle

### FOR CONTINUOUS RUNS:

Signed factory submittal drawings required for release to production

### RELATIVE SCALE DRAWING



# OV2100 ADVANTUS (cont.)

## Outdoor Wall/Ceiling Unit



Fill in shaded boxes using information listed below

OV2100	MODEL	LENGTH <sup>1</sup>	SOURCE <sup>2</sup>	VOLTAGE <sup>3</sup>	OPTIONAL DIMMING CONTROL <sup>4</sup>	OPTICAL DISTRIBUTION <sup>5</sup>	MOUNTING <sup>6</sup>	STEM LENGTH <sup>7</sup>	FINISH
		24 36 48 60	L30K(H) L30K(L) L35K(H) L35K(L) L40K(H) L40K(L)	MVOLT 347V	DALI	NRW MED WIDE OVAL	SWF SCF	Stem Length (SL) must be specified in inches (4-1/2" to 18")	See last page for finish order codes
		See page 1			Dimmable 0-10V to 1% if DALI not selected				

SOURCE<sup>2</sup> (Select one)

Minimum 80CRI, within 4-step MacAdam

### 24" Length

Source <sup>2</sup>	CCT	Delivered Lumens by Optical Distribution				Power (Watts)
		NRW	MED	WIDE	OVAL	
L30K(H)	3000K	3000	2700	2600	2600	28
L30K(L)		1550	1400	1300	1350	13
L35K(H)	3500K	3100	2800	2600	2700	28
L35K(L)		1600	1450	1350	1400	13
L40K(H)	4000K	3200	2900	2700	2800	28
L40K(L)		1650	1500	1400	1450	13

### 36" Length

Source <sup>2</sup>	CCT	Delivered Lumens by Optical Distribution				Power (Watts)
		NRW	MED	WIDE	OVAL	
L30K(H)	3000K	4500	4100	3900	4000	42
L30K(L)		2300	2100	2000	2000	20
L35K(H)	3500K	4700	4200	4000	4100	42
L35K(L)		2400	2100	2000	2100	20
L40K(H)	4000K	4800	4400	4100	4200	42
L40K(L)		2500	2200	2100	2200	20

### 48" Length

Source <sup>2</sup>	CCT	Delivered Lumens by Optical Distribution				Power (Watts)
		NRW	MED	WIDE	OVAL	
L30K(H)	3000K	6100	5500	5200	5300	55
L30K(L)		3100	2800	2600	2700	26
L35K(H)	3500K	6300	5700	5300	5500	55
L35K(L)		3200	2900	2700	2800	26
L40K(H)	4000K	6500	5800	5500	5700	55
L40K(L)		3300	3000	2800	2900	26

### 60" Length

Source <sup>2</sup>	CCT	Delivered Lumens by Optical Distribution				Power (Watts)
		NRW	MED	WIDE	OVAL	
L30K(H)	3000K	7600	6900	6500	6700	69
L30K(L)		3900	3500	3300	3400	33
L35K(H)	3500K	7800	7100	6700	6900	69
L35K(L)		4000	3600	3400	3500	33
L40K(H)	4000K	8100	7300	6900	7100	69
L40K(L)		4100	3700	3500	3600	33

VOLTAGE<sup>3</sup> (Select one)

MVOLT	120-277V, 50/60 Hz
347V	347V, 50/60 Hz (Not available with DALI option)

LUMEN MAINTENANCE RATING

L70 (reported)	≥60,000hrs
----------------	------------

DIMMING CONTROL OPTION<sup>4</sup>

0-10V dimming to 1% is included unless DALI option is selected

⚠ Option availability may be interdependent with Voltage, Source or Other Options

DALI	120-277VAC, 50/60 Hz, Dimming control capability (to 5%) via DALI 1.0 protocol
------	--

Not available with 347V option

OPTICAL DISTRIBUTION<sup>5</sup> (Select one)

NRW	30°x25° beam
MED	65°x55° beam
WIDE	90°x85° beam
OVAL	95°x45° beam

Options continued on Page 3

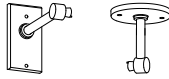
# OV2100 ADVANTUS (cont.)

## Outdoor Wall/Ceiling Unit

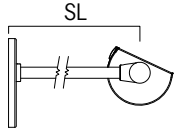


### MOUNTING OPTIONS <sup>6</sup> (Select one and specify length)

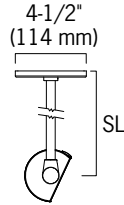
<b>SWF</b>	Wall mount (rectangular canopy)
<b>SCF</b>	Ceiling mount (circular canopy)



#### SWF (Wall Mount)



#### SCF (Ceiling Mount)



### STEM LENGTH DETAIL <sup>7</sup>

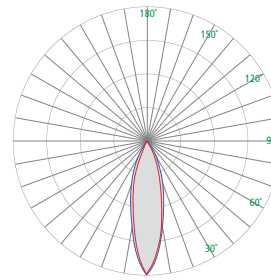
Stem Length (SL) must be specified in inches (4-1/2" to 18")

Maximum stem lengths are based on Wind Zone A installations.

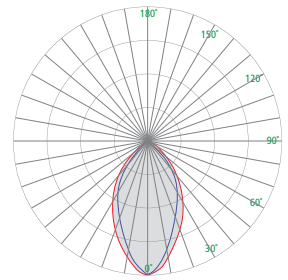
Longer lengths or higher wind zones can be accommodated through mounting variations

**Minimum Stem Length = 4.5", Maximum Stem Length = 18"**

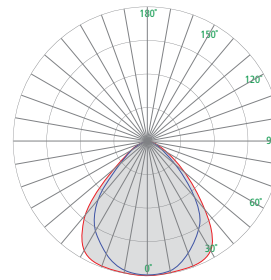
### PHOTOMETRICS



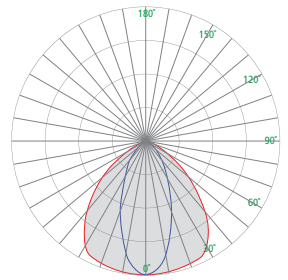
NRW 30x25



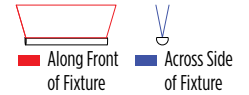
MED 60x55



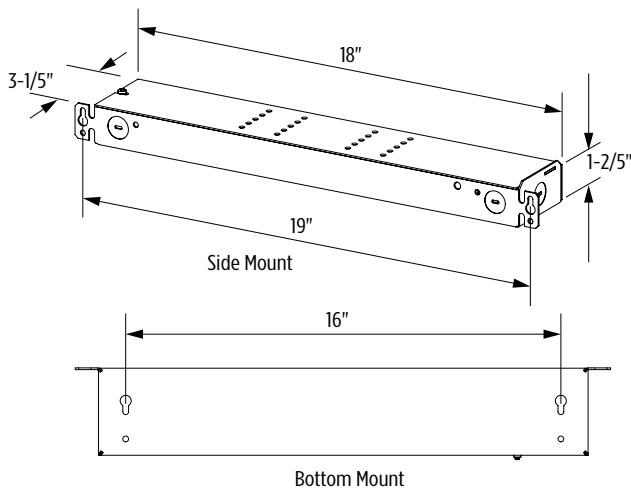
WIDE 90x85



OVAL 95x45



### REMOTE DRIVER INFORMATION



#### Maximum Recommended Remote Wiring Distance from **remote driver** to fixture canopy

- 12GA 130 ft
- 14GA 80 ft
- 16GA 50 ft
- 18GA 30 ft
- 20GA 20 ft

Remote driver boxes have knock-outs for conduit connections

# OV2100 ADVANTUS (cont.)

## Outdoor Wall/Ceiling Unit



### ADVANTUS PRODUCT FAMILY

<b>Ground Mount</b>	<ul style="list-style-type: none"> <li>• <b>OG2000</b> — Outdoor</li> <li>• <b>OG2010</b> — Outdoor, with cutoff visor</li> </ul>
<b>Wall/Ceiling Mount</b>	<ul style="list-style-type: none"> <li>• <b>OV2100</b> — Outdoor</li> <li>• <b>OV2110</b> — Outdoor, with cutoff visor</li> </ul>

### SUGGESTED VARIATIONS

- Custom color or special finish
- Custom continuous-row mounted configurations of varying fixture sizes and source types
- Increase or decrease fixture length
- Color LED or color changing LEDRGB

See [VisaLighting.com/families/Advantus](https://visalighting.com/families/Advantus) for more information

### FINISHES

Specify color code when ordering. For accurate color matching, individual paint and finish samples are [available upon request](#). For more information about our finishes visit [visalighting.com/finishes](https://visalighting.com/finishes)

#### Powder Coat Paint Finishes (Standard)

						
<b>AGGY</b> Agate Grey	<b>ALGN</b> Alpine Green	<b>BMAT</b> Bronze Matte	<b>BRNZ</b> Bronze	<b>BSIL</b> Blade Silver	<b>CVBL</b> Cove Blue	<b>DEOR</b> Deoro Gold
						
<b>GLWT</b> Glacier White	<b>GSIL</b> Graphite Silver	<b>HRGR</b> Harbor Grey	<b>JTBK</b> Jet Black	<b>OCBL</b> Ocean Blue	<b>SHGR</b> Shoreline Grey	<b>SBGN</b> Sagebrush Green
						
<b>SLGR</b> Slate Grey	<b>SSTP</b> Sierra Taupe	<b>TRCN</b> Terracotta Canyon	<b>TRWT</b> Traffic White	<b>VBLK</b> Velvet Black	<b>VNRD</b> Vineyard Red	