


OW2308 SCOPE™

Acrylic Upper Body – Cast Lower Body/No Downlight



VisaLighting.com/products/Scope

Type: _____ Project: _____ Location: _____



DIMENSIONS

Depth is measured from wall to front of fixture

W = Width H = Height D = Depth

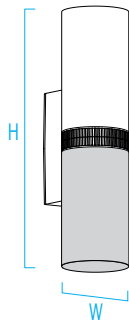
W 3-7/8" (98 mm)

H 15" (381 mm)

D 5-1/4" (133 mm)

D (with JBC option) 5-1/2" (140 mm)

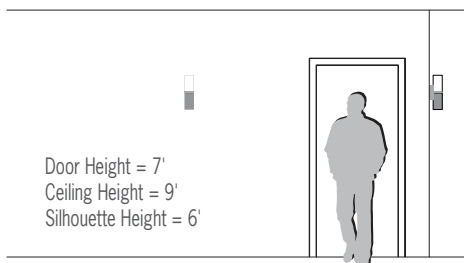
For mullion mounting: Minimum required mullion width is 3"



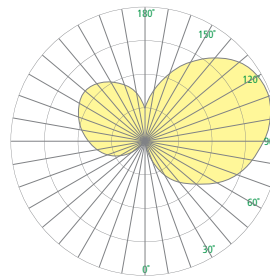
FEATURES

- Integral driver (unless RMD option is selected)
- 0-10V dimming to 10%
- IP65 rated
- Bracket mounting system simplifies installation and maintenance
- May be mounted in inverse position
- Surface mount to 2x4 junction box or window mullion. Mullion mount requires RMD option and minimum 3" mullion. Optional junction box cover (JBC) is available for 4x4 or octagonal junction box
- Tamper resistant fasteners
- Frosted 1/4" high impact grade acrylic (non-matte finish on end cap) and cast aluminum body
- No VOC powder coat paint finish
- ETL listed for wet location

RELATIVE SCALE DRAWING



PHOTOMETRICS



OW2308 SCOPE (cont.)

Acrylic Upper Body – Cast Lower Body/No Downlight

Fill in shaded boxes using information listed below

OW2308		MVOLT			
MODEL	SOURCE¹ • L30K • L35K • L40K	VOLTAGE MVOLT	FINISH See last page for finish order codes	OPTION(S)² NOJBC JBC RMD XPS Driver is integral unless remote driver (RMD) option is selected	

SOURCE¹ (Select one)

Minimum 90CRI, within 3-step MacAdam
Dimmable 0-10V to 10%

Source	CCT	Delivered Lumens	Power/Watts
• L30K(H)	3000K	1000	15
• L35K(H)	3500K		
• L40K(L)	4000K		

VOLTAGE

MVOLT	120-277V, 50/60 Hz
--------------	--------------------

LUMEN MAINTENANCE RATING

L70	55,000hrs
------------	-----------

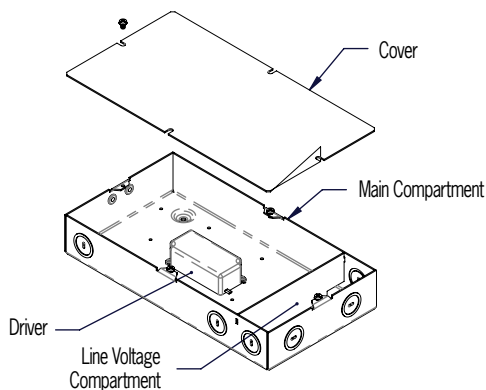
OPTIONS³ (Multiple Selections Allowed)

Integral driver unless Remote Driver (RMD) is selected

⚠ Option availability may be interdependent with Voltage, Source or Other Options

NOJBC	Mounting plate used when not mounting over standard junction box
JBC	Junction box cover (4-1/2" square) for use with an existing 4" octagonal junction box. Painted to match finish
RMD	Remote mounted driver (required for mullion mount)
XPS	Express 10 day shipping. Items marked with a bullet (•) are not available with XPS

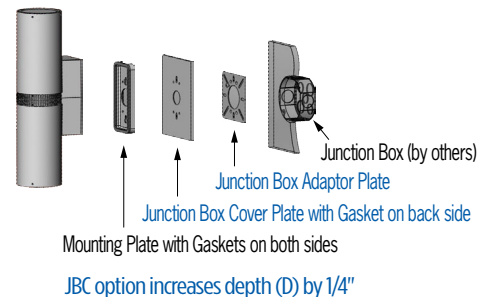
REMOTE DRIVER (RMD) INFORMATION



Maximum Recommended
Remote Wiring Distance
from RMD to fixture canopy

• 10GA	1400 ft
• 12GA	900 ft
• 14GA	550 ft
• 16GA	350 ft
• 18GA	200 ft

JUNCTION BOX COVER (JBC option) MOUNTING DETAIL



Remote driver boxes have knockouts for conduit connections

OW2308 SCOPE (cont.)

Acrylic Upper Body – Cast Lower Body/No Downlight



SCOPE PRODUCT FAMILY

• OW2300	Cast Body - Downlight & Uplight
• OW2302	Luminous Acrylic Body
• OW2304	Acrylic Upper Body - Cast Lower Body w/ Downlight
• OW2306	Cast Body - Downlight (or Uplight) Only
• OW2308	Acrylic Upper Body - Cast Lower Body/No Downlight

SUGGESTED VARIATION

- Custom finish colors
- Colored diffusers
- Alternate beam angles
- Reduced lumen output

See [Visalighting.com/Products/Scope](https://visalighting.com/Products/Scope) for more information

FINISHES

Specify color code when ordering. For accurate color matching, individual paint and finish samples are [available upon request](#). For more information about our finishes visit visalighting.com/finishes

Powder Coat Paint Finishes (Standard)

AGGY Agate Grey	ALGN Alpine Green	BMAT Bronze Matte	BRNZ Bronze	BSIL Blade Silver	CVBL Cove Blue	DEOR Deoro Gold
GLWT Glacier White	GSIL Graphite Silver	HRGR Harbor Grey	JTBK Jet Black	OCBL Ocean Blue	SHGR Shoreline Grey	SBGN Sagebrush Green
SLGR Slate Grey	SSTP Sierra Taupe	TRCN Terracotta Canyon	TRWT Traffic White	VBLK Velvet Black	VNRD Vineyard Red	

