

CB6860 THEO™

Single Rod Sconce


VisaLighting.com/products/Theo

Type: _____ Project: _____ Location: _____

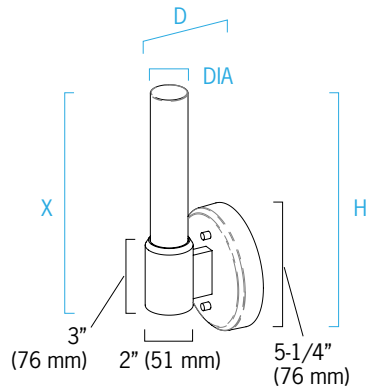


DIMENSIONS

Depth is measured from wall to front of fixture

X = Body Height DIA = Diameter H = Height D = Depth WT = Weight

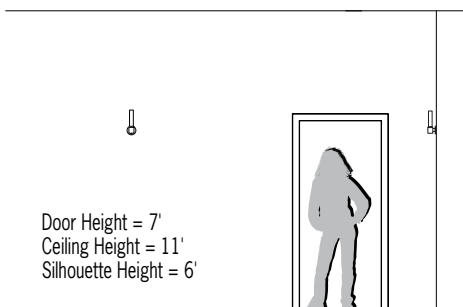
X	9-3/4" (248 mm)
DIA	1-5/8" (41 mm)
D	4" (102 mm)
H	11-1/4" (286 mm)
WT	≤ 1 lb



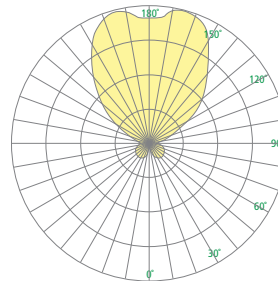
FEATURES

- BAA (Buy American Act) and BABA (Build American, Buy America) compliant
- Integral driver, suitable for 0-10V or phase-cut dimming
- Optional 90CRI
- Mounts to 4x4 octagonal junction box (by others). Wall canopy is 5-1/4" dia. Mount fixture vertically
- Unique transparent acrylic light rod with light-conducting properties for uniform illumination throughout the entire rod surface, can be mounted with rod pointing up or down
- Eco-friendly, lightweight spun aluminum material in wall canopy and housing
- Non-VOC powder coat or environmentally friendly low VOC metal alternative finishes
- ETL listed for damp locations. Not suited for exterior applications

RELATIVE SCALE DRAWING



PHOTOMETRICS



CB6860 THEO (cont.)

Single Rod Sconce



Fill in shaded boxes using information listed below

CB6860		—				MVOLT	
MODEL	SOURCE ¹	SOURCE OPTION ²		VOLTAGE	FINISHES	OPTION ³	
	L30K L35K L40K	90CRI Minimum 80CRI is standard if 90CRI option is not selected		MVOLT	See last page for finish order codes	DCC	

SOURCE¹ (Select one)

Minimum 80CRI, within 3-step MacAdam; 0-10V or phase-cut dimmable

Source	CCT	Delivered Lumens	Power/Watts
L30K	3000K	850	8
L35K	3500K	850	
L40K	4000K	900	

VOLTAGE

MVOLT	120-277V, 50/60 Hz
-------	--------------------

LUMEN MAINTENANCE RATING

L90 (reported)	>55,000 hrs
----------------	-------------

SOURCE OPTION²

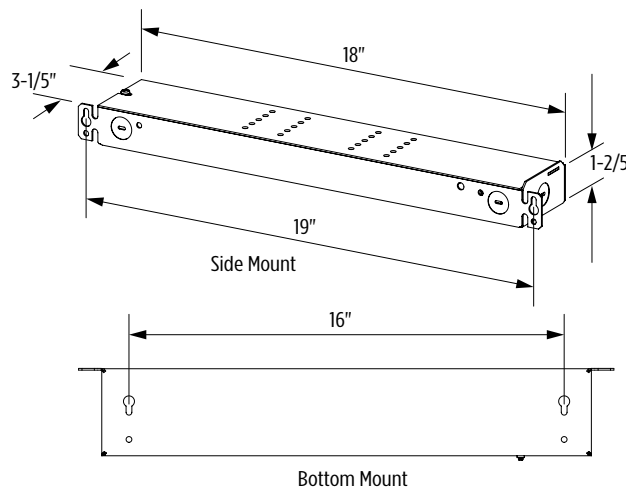
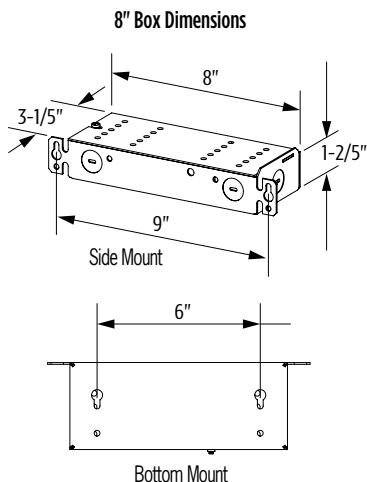
Minimum 80CRI within 3-step MacAdam is standard if option is not selected

90CRI	Color rendering index minimum 90, minimum R9 value of 50 (delivered lumens reduced by 18%)
-------	--

OPTION³

DCC	Damp clear coat for metal finishes (required for 5 year warranty when used in damp locations)
-----	---

REMOTE DRIVER (RMD) INFORMATION



Maximum Recommended Remote Wiring Distance from RMD to fixture canopy

- 12GA 190 ft
- 14GA 120 ft
- 16GA 75 ft
- 18GA 45 ft
- 20GA 30 ft

Remote driver boxes have knockouts for conduit connections

CB6860 THEO (cont.)

Single Rod Sconce



THEO PRODUCT FAMILY

- CP6860-13 – 13" Pendant
- CP6860-24 – 24" Pendant
- CB6860 – Single Rod Sconce
- CB6862 – Double Rod Sconce

SUGGESTED VARIATIONS

- Custom colors
- Alternate mA settings


See [Visalighting.com/families/Theo](https://visalighting.com/families/Theo) for more information

FINISHES

Specify color code when ordering. For accurate color matching, individual paint and finish samples are [available upon request](#).

For more information about our finishes visit visalighting.com/finishes

Powder Coat Paint Finishes (Standard)

						
AGGY Agate Grey	ALGN Alpine Green	BMAT Bronze Matte	BRNZ Bronze	BSIL Blade Silver	CVBL Cove Blue	DEOR Deoro Gold
						
GLWT Glacier White	GSIL Graphite Silver	HRGR Harbor Grey	JTBK Jet Black	OCBL Ocean Blue	SHGR Shoreline Grey	SBGN Sagebrush Green
						
SLGR Slate Grey	SSTP Sierra Taupe	TRCN Terracotta Canyon	TRWT Traffic White	VBLK Velvet Black	VNRD Vineyard Red	

Alternative Metal Finishes (Premium)

			
BBA Brushed Brass Alternative	BCA Brushed Chrome Alternative	BUA Brushed Copper Alternative	BZA Brushed Bronze Alternative
			
OBA Oil-Rubbed Bronze Alternative	PRA Pewter Alternative	RBA Rustic Brass Alternative	SNA Satin Nickel Alternative

Metal Finish (Premium)



BA Brushed Aluminum

