

CM1912 UNITY™

9"x48" Tandem Overbed


Visalighting.com/products/Indoor/Unity

Type: _____ Project: _____ Location: _____

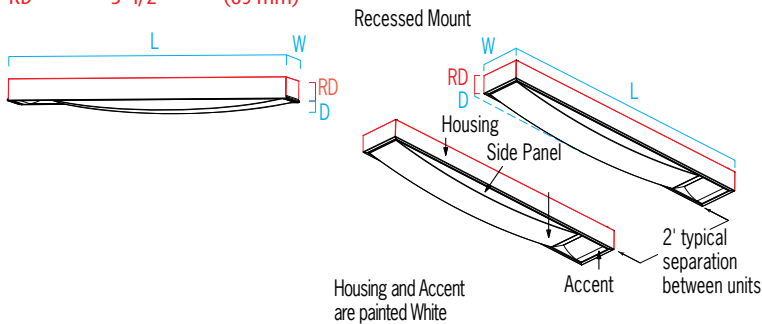


SET INCLUDES 2 UNITS WIRED IN TANDEM – ORDER ONE MODEL NUMBER PER SET

DIMENSIONS

W = Width L = Length D = Depth RD = Recessed Depth

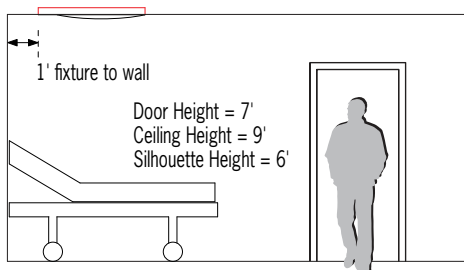
W	8-3/4"	(222 mm)
L	47-3/4"	(1213 mm)
D	1-3/4"	(44 mm)
RD	3-1/2"	(89 mm)



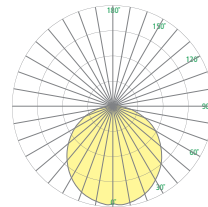
FEATURES

- Driver replacement is plenum non-invasive
- Optional 90+ CRI
- Amber LED night light option to minimize patient disturbance
- Dimming/switching interface accessory available for pillow speaker/nurse call systems (see page 2)
- 3-1/2" recessed depth minimizes interference with systems within ceiling plenum
- Captive swing down lenses with spring loaded thumb latches for toolless access
- Luminous side panels are matte white acrylic
- Easy to clean fabric look of OLIN Lumicor® acrylic diffuser or matte white acrylic diffuser coordinates with Unity wall fixtures
- Antimicrobial finishes (no VOC) on all interior and exterior painted surfaces
- Recessed housing and accent panel are painted white
- ETL listed for damp locations. Not suitable for exterior applications

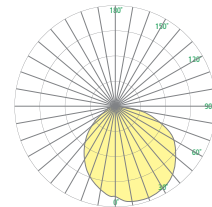
RELATIVE SCALE DRAWING



PHOTOMETRICS



Ambient, Exam, Reading



Reading



CM1912 UNITY (cont.)

9"x48" Tandem Overbed



AVAILABLE ONLY AS A DUAL OVERBED SET – SET INCLUDES 2 UNITS WIRED IN TANDEM

Fill in shaded boxes using information listed below

CM1912					
MODEL	SOURCE ¹	VOLTAGE MVOLT	SOURCE OPTION(S) ²	DIFFUSER ³	OPTION(S) ⁴
	<ul style="list-style-type: none"> • L30K(H) • L30K(L) • L35K(H) • L35K(L) • L40K(H) • L40K(L) 		90CRI NGT 90CRI option reduces lumen output by 5%	MWAC • OLIN	CP NAF SRI

SOURCE¹ (Select one)

Dimmable 0–10V to 1%, Minimum 80CRI, within 3–step MacAdam

Source	CCT	Reading		Ambient		Exam		Exam High	
		Delivered Lumens	Power (Watts)	Delivered Lumens	Power (Watts)	Delivered Lumens	Power (Watts)	Delivered Lumens	Power (Watts)
• L30K(H)	3000K	3900	86	2400	24	6600	91	12900	201
• L30K(L)	3000K	3900		2400				6300	110
L35K(H)	3500K	4000		2500		6800	91	13300	201
L35K(L)	3500K	4000		2500				6500	110
• L40K(H)	4000K	4000		2500		6900	91	13400	201
• L40K(L)	4000K	4000		2500				6500	110

Note: Fixture provided with separate reading, ambient, and exam circuits

VOLTAGE

120V	120V, 50/60 Hz
------	----------------

SOURCE OPTIONS² (Multiple selections allowed)

90CRI	Color rendering index 93; minimum R9 value of 50 (lumen output reduced by 5%) Minimum 80CRI within 3–step MacAdam is standard if option is not selected
NGT	Night Light (amber)

DIFFUSERS³ (Select one)

MWAC	Matte White Acrylic
• OLIN	Lumicor Oyster Linen Acrylic



MWAC



OLIN

OPTIONS⁴ (Multiple selections allowed)

⚠ Option availability may be interdependent with Other Options

CP	Chicago Platinum certified
NAF	Negative airflow, consult factory
SRI	Drywall installation kit

ACCESSORY (Order Separately)

LVPC–DIM	Low voltage patient control interface (3 load with dimming) requires minimum of 1 switch per zone (by others), mounts in electrical box (by others)
----------	---

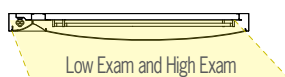

CM1912 UNITY (cont.)

9"x48" Tandem Overbed



MULTI-LEVEL SWITCHING

2 or 3 discrete circuits accommodate multi-level switching – reading, ambient and exam



TM-30 DATA

For TM-30 data please contact us at info@visalighting.com

ILLUMINANCE (Fc)

+97	+99	+100	+100	+98	+96
+101	+102	+104	+103	+102	+100
+106	+108	+110	+110	+107	+105
+111	+113	+114	+114	+112	+110
+114	+116	+118	+117	+115	+112
+114	+116	+118	+117	+115	+112
+112	+114	+116	+115	+113	+110
+109	+110	+112	+112	+109	+107
+102	+104	+106	+105	+103	+101
+95	+96	+98	+97	+95	+93
+87	+88	+89	+89	+87	+85
+82	+83	+85	+84	+82	+81

Average = 103.6
 Maximum = 118
 Minimum = 80.6
 Avg/Min Ratio = 1.3
 Max/Min Ratio = 1.5

UNITY PRODUCT FAMILY

Wall Sconce	12"	ADA	CB1900
Wall Sconce	12" (Top and Bottom Lens)		CB1902
Headwall	49"		CB1904
Wall Slot Lights	3" Wall Slot	White	CB1911-W
		Tunable	CB1911-T
Overbed	24" x 24"	With Reading	CM1900
		Without Reading	CM1901
	24" x 48"	Dual Lens	CM1906
	24" x 48"	Single Lens	CM1907
	9" x 48"	Tandem	CM1912
Overbed Slots	3" Dual Overbed Slots	White	CM1910-W
		Tunable	CM1910-T
	3" Single Ceiling Unit	White	CM1911-W
		Tunable	CM1911-T
Table Lamp	Fixed Base		TF1904
	Freestanding		TF1906
	Charging Base		TF1908

SUGGESTED VARIATIONS

- Lumen adjustments
- Alternative Lumicor diffuser
- Non-luminous diffuser side panels
- Alternative accent finish

See [Visalighting.com/families/Unity](https://visalighting.com/families/Unity) for more information