


CP7402™ ANNA

Pendant


VisaLighting.com/products/Anna

Type: _____ Project: _____ Location: _____

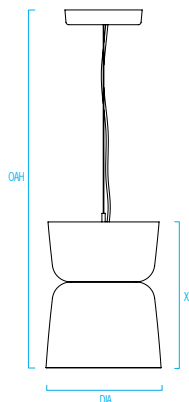
PRELIMINARY



DIMENSIONS

DIA = Diameter X = Body Height OAH = Standard Overall Height WT = Weight

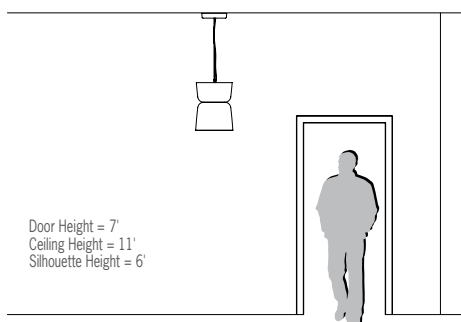
DIA 13.25" (337 mm)
X 17" (432 mm)
OAH 120" (3048 mm)
WT 10 lbs (4536 gm)



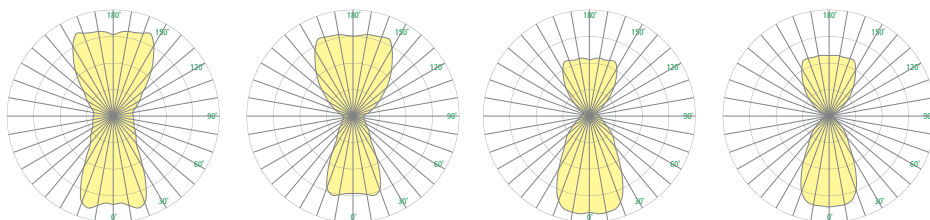
FEATURES

- BAA (Buy American Act) and BABA (Build American, Buy America) compliant
- Part of a family of multiple shade sizes for many configurations
- Four different shade material configurations, with hundreds of potential color combinations
- 90+ CRI Standard for all sources
- High or low lumen output options
- Solid shades are hand-crafted spun aluminum
- Luminous shades are translucent white acrylic
- Slim power cord and canopy with aircraft cable suspension
- Mounts over standard 4x4 or octagonal j-box
- Non-VOC powder-coat or environmentally friendly low VOC alternative metal finishes available
- Remote Driver (RMD) includes round canopy 6-1/4" diameter and 1/2" deep
- Driver in canopy (SDC) includes round canopy 9" diameter and 1-3/4" deep
- ETL listed for damp locations. Not suitable for exterior applications

RELATIVE SCALE DRAWING



PHOTOMETRICS



Compliant



ETL Listed



5 Year Warranty

CP7402 ANNA (cont.)

Pendant



| CP7402 | | - MVOLT | | | | | | | | | |
|--------|--|------------------|----------------------|--|--|--|--|--|--|----------------------------|-------------------|
| MODEL | SOURCE ¹ | VOLTAGE MVOLT | DRIVER RMD SDC | TOP SHADE MATERIAL Solid Luminous | TOP SHADE FINISH If solid, all colors and alternative metal finishes If luminous, NA | BOTTOM SHADE MATERIAL Solid Luminous | BOTTOM SHADE FINISH If solid, all colors and alternative metal finishes If luminous, NA | CORD COLOR WSC (white) BSC (black) GSC (grey) | CANOPY COLOR Canopy is painted white if no selection is made See last page for finish order codes | OPTION ² DCC | OAH See page 1 |
| | L27K(H) L27K(L) L30K(H) L30K(L) L35K(H) L35K(L) L40K(H) L40K(L) | | | | | | | | | | |

SOURCE¹ (Select one)

Dimmable 0-10V to 1%, Minimum 90CRI, within 3-step MacAdam

| Source | Delivered Lumens | | | | Input W |
|---------|-----------------------|----------------|----------------|-------------|------------|
| | Luminous- Luminous | Luminous-Solid | Solid-Luminous | Solid-Solid | |
| L27K(L) | 1850 | 1650 | 1700 | 1500 | 20 |
| L30K(L) | 1900 | 1700 | 1750 | 1550 | |
| L35K(L) | 2000 | 1800 | 1850 | 1650 | |
| L40K(L) | 2050 | 1850 | 1900 | 1700 | |
| L27K(L) | 2750 | 2450 | 2550 | 2250 | 30 |
| L30K(L) | 2850 | 2550 | 2650 | 2350 | |
| L35K(L) | 2950 | 2650 | 2750 | 2450 | |
| L40K(L) | 3000 | 2700 | 2800 | 2500 | |
| L27K(L) | 3650 | 3300 | 3450 | 3050 | 41 |
| L30K(L) | 3800 | 3400 | 3550 | 3150 | |
| L35K(L) | 3950 | 3550 | 3700 | 3300 | |
| L40K(L) | 4050 | 3650 | 3800 | 3400 | |

OPTION²

⚠ Option availability may be interdependent with Other Options

| | |
|-----|--|
| DCC | Damp clear coat for metal finishes (required for 5 year warranty when used in damp locations) |
|-----|--|

CP7402 ANNA (cont.)

Pendant



FINISHES

Specify color code when ordering. For accurate color matching, individual paint and finish samples are [available upon request](#).
For more information about our finishes visit visalighting.com/finishes


Powder Coat Paint Finishes (Standard)

| | | | | | | |
|---|--|--|--|---|--|---|
|  |  |  |  |  |  |  |
| AGGY Agate Grey | ALGN Alpine Green | BMAT Bronze Matte | BRNZ Bronze | BSIL Blade Silver | CVBL Cove Blue | DEOR Deoro Gold |
|  |  |  |  |  |  |  |
| GLWT Glacier White | GSIL Graphite Silver | HRGR Harbor Grey | JTBK Jet Black | OCBL Ocean Blue | SHGR Shoreline Grey | SBGN Sagebrush Green |
|  |  |  |  |  |  | |
| SLGR Slate Grey | SSTP Sierra Taupe | TRCN Terracotta Canyon | TRWT Traffic White | VBLK Velvet Black | VNRD Vineyard Red | |

Alternative Metal Finishes (Premium)

| | | | |
|--|---|---|---|
|  |  |  |  |
| BBA Brushed Brass Alternative | BCA Brushed Chrome Alternative | BUA Brushed Copper Alternative | BZA Brushed Bronze Alternative |
|  |  |  |  |
| OBA Oil-Rubbed Bronze Alternative | PRA Pewter Alternative | RBA Rustic Brass Alternative | SNA Satin Nickel Alternative |

Metal Finish (Premium)

| |
|---|
|  |
| BA Brushed Aluminum |

SUGGESTED VARIATIONS

- Stem suspension
- Custom colors
- Smaller sizes

ANNA PRODUCT FAMILY

- CP7400 – ”
- CP7404 – ”
- CP7406 – ”

See [Visalighting.com/products/Anna](https://visalighting.com/products/Anna) for more information

CP7402 ANNA (cont.)

Pendant



PRELIMINARY