

CV1972 – SLEIGHT™
32" Recessed Mount - Integral Power Supply



Type: Project:

VisaLighting.com/products/Sleight

Fill in shaded boxes using information listed below

Order Code: **CV1972**
MODEL

– **MVOLT**
VOLTAGE

A SOURCE

B FINISH

C TILE TRIM FLANGE FINISH

D OPTION(S)



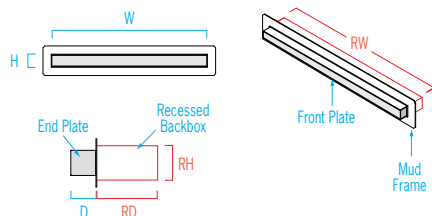
A simple edge-lit form provides performance illumination in a low profile package. Its petite size makes it ideal for corridor spaces. This wall grazing product integrates with architectural design with either surface mount or semi-recessed with mud-in frame versions. The minimalist style is also available as a pendant.

DIMENSIONS

Depth is measured from wall to front of fixture

W = Width H = Height D = Depth
RW = Recessed Width RH = Recessed Height RD = Recessed Depth

W	32"	(813 mm)	RW	32-1/2"	(826 mm)
H	1-3/8"	(35 mm)	RH	1-7/8"	(48 mm)
D	1-3/8"	(35 mm)	RD	3-3/8"	(86 mm)



A SOURCE (Select one) and VOLTAGE

MVOLT fixture accepts 120 through 277 input voltage
Minimum 80CRI, within 3-step MacAdam

LED Sources	CCT	Delivered Lumens	Power (Watts)	Voltage
L30K-L	3000K	450	13	MVOLT
L35K-L	3500K	500		
L40K-L	4000K	500		
L30K-H	3000K	1100	29	
L35K-H	3500K			
L40K-H	4000K			

B FINISH (Select one)

Specify color code when ordering. For accurate color matching, individual paint and finish samples are available upon request. For additional information see VisaLighting.com/finishes

Powder Coat Painted Finishes (Standard)

AG7038 Agate Grey	CVBL Cove Blue	GW9002 Grey White	PB1035 Pearl Beige
BMAT Bronze Matte	CW9001 Cream	HTHR Heather	RUST Rust
BRNZ Bronze	GLIM Glimmer	JB9005 Jet Black	SUNG Sungold
BSIL Blade Silver	GSIL Graphite Silver	OBRZ Old Bronze	TW9016 Traffic White

Metal Finishes (Premium)

BA Brushed Aluminum	BUA Brushed Copper Alternative	PRA Pewter Alternative
BBA Brushed Brass Alternative	BZA Brushed Bronze Alternative	RBA Rustic Brass Alternative
BCA Brushed Chrome Alternative	OBA Oil-Rubbed Bronze Alternative	SNA Satin Nickel Alternative

D OPTIONS (Multiple Selections Allowed)

⚠ Option availability may be interdependent with Voltage, Source or Other Options

DCC	Damp clear coat for metal finishes (required for 5 year warranty when used in damp locations)
RB	Pre-ship recessed components
TTF	Tile trim flange; recessed installation in tile C painted - see finishes



ADA



ETL Listed



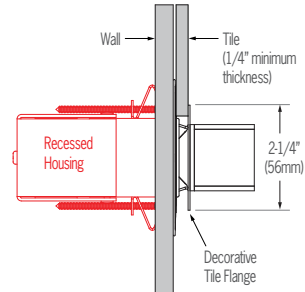
5 Year Warranty

CV1972 – SLEIGHT

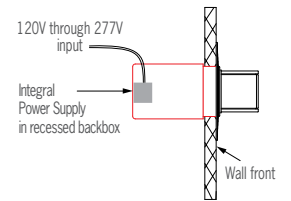
32" Recessed Mount - Integral Power Supply



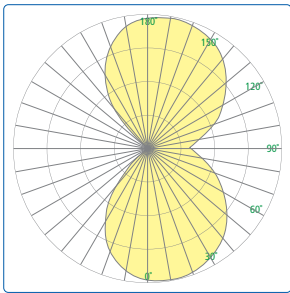
TILE TRIM FLANGE DETAIL (TTF)



MOUNTING DETAIL



Photometrics



Technical Information

- Integral driver
- Ceiling or Wall mount (horizontal or vertical orientation)
- Semi-recessed (mud-in required; mud frame included)
- Not for installation in ceiling grid system
- Optional recessed backbox is available for pre-shipment for rough-in installation
- Frosted acrylic diffuser
- Antimicrobial finishes (no VOC) on all interior and exterior painted surfaces
- ETL listed for damp locations. Not suited for exterior applications

Relative Scale Drawing

