

CV1976PSX – SLEIGHT™
16" Surface Mount - Low Voltage



Type: Project:

VisaLighting.com/products/Sleight

Fill in shaded boxes using information listed below

Order Code: **CV1976PSX**
MODEL

A SOURCE

– **24VDC**
VOLTAGE

B FINISH

C OPTION(S)



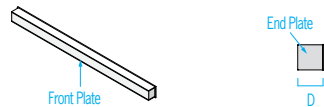
A simple edge-lit form provides performance illumination in a low profile package. Its petite size makes it ideal for corridor spaces. This wall grazing product integrates with architectural design with either surface mount or semi-recessed with mud-in frame versions. The minimalist style is also available as a pendant.

DIMENSIONS

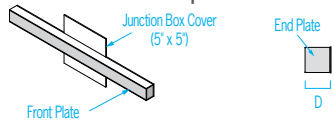
Depth is measured from wall to front of fixture

L = Length	W = Width	D = Depth
L 16" (406 mm)	W 1-3/8" (35 mm)	D 1-3/8" (35 mm)

Surface Mount



Surface Mount with JBC Option



Power Supply is not included - Order Separately (See Accessories Section)

A SOURCE (Select one) and VOLTAGE

Minimum 80CRI, within 3-step MacAdam

LED Sources	CCT	Delivered Lumens	Power (Watts)	Voltage
L30K-L	3000K	250	5	24VDC
L35K-L	3500K			
L40K-L	4000K			
L30K-H	3000K	550	12	
L35K-H	3500K			
L40K-H	4000K			

B FINISH – FRONT AND END PLATE (Select one)

Specify color code when ordering. For accurate color matching, individual paint and finish samples are available upon request. For additional information see VisaLighting.com/finishes

Powder Coat Painted Finishes (Standard)

AG7038 Agate Grey	CVBL Cove Blue	GW9002 Grey White	PB1035 Pearl Beige
BMAT Bronze Matte	CW9001 Cream	HTHR Heather	RUST Rust
BRNZ Bronze	GLIM Glimmer	JB9005 Jet Black	SUNG Sungold
BSIL Blade Silver	GSIL Graphite Silver	OBRZ Old Bronze	TW9016 Traffic White

Metal Finishes (Premium)

BA Brushed Aluminum	BUA Brushed Copper Alternative	PRA Pewter Alternative
BBA Brushed Brass Alternative	BZA Brushed Bronze Alternative	RBA Rustic Brass Alternative
BCA Brushed Chrome Alternative	OBA Oil-Rubbed Bronze Alternative	SNA Satin Nickel Alternative

C OPTIONS (Multiple Selections Allowed)

⚠ Option availability may be interdependent with Voltage, Source or Other Options

DCC	Damp clear coat for metal finishes (required for 5 year warranty when used in damp locations)
JBC	Junction box cover (5" square) for use with existing 4" junction box. Painted to match finish
MRI	MRI room application, use PS-24VDC90W01 power supply



ADA



ETL Listed



5 Year Warranty

CV1976PSX – SLEIGHT

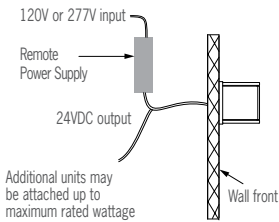
16" Surface Mount - Low Voltage



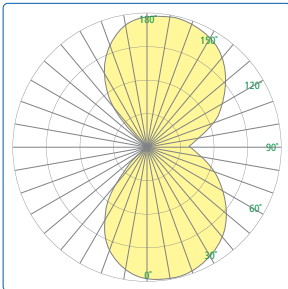
ACCESSORIES (Order Separately)

PS-24VDC90W01	24VDC 90 watt power supply; no dimming , specify 120V or 277V input. 75' maximum remote distance using 16 AWG wire. Express 10 day shipping option (XPS) available.
PS-24VDC90W02	24VDC 90 watt power supply; 0-10V dimmable , specify 120V or 277V input. 20' maximum remote distance. Express 10 day shipping option (XPS) available.

MOUNTING DETAIL



Photometrics



Technical Information

- Use with PS24 Series of 24VDC Class II remote power supplies. Each PS24 can power multiple fixtures and is available with 0-10V dimming. System costs are reduced by distributing the PS24 over multiple fixtures. Low-voltage Class II wiring between the PS24 and connected fixtures simplifies installation. The PS24 is not included with fixtures; order separately- see Accessories section.
- Optional 0V-10V LED dimming with remote power supply
- Ceiling or Wall mount (horizontal or vertical orientation)
- Not for installation in ceiling grid system
- Frosted acrylic diffuser
- Antimicrobial finishes (no VOC) on all interior and exterior painted surfaces
- ETL listed for damp locations. Not suited for exterior applications

Relative Scale Drawing

