

OW2450 – PLURAL™



Type: Project:

VisaLighting.com/products/plural

Fill in shaded boxes using information listed below

Order Code: **OW2450**
MODEL

MVOLT
VOLTAGE

A SOURCE

B OPTICAL DISTRIBUTION

C FINISH

D OPTION(S)



This innovative fixture meets exterior wall lighting needs from window mullions to egress lighting with a chic look, budget-friendly price and sustainable features.

DIMENSIONS

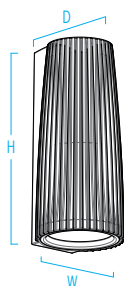
Depth is measured from wall to front of fixture

W = Width H = Height D = Depth

W	4-3/4"	(121 mm)
H	11"	(279 mm)
D	4-3/4"	(121 mm)
D	5"	(127 mm)

(with JBC options)

For mullion mounting: Minimum required mullion width is 2-7/8"



A SOURCE (Select one) and VOLTAGE

MVOLT fixture accepts 120 through 277 input voltage
Dimmable 0-10V to 10%
93CRI, within 3-step MacAdam

LED Sources	CCT	Delivered Lumens	Power (watts)	Voltage
L30K	3000K	1200	15	MVOLT
L35K	3500K			
L40K	4000K			

B OPTICAL DISTRIBUTION

Downlight

Optic	
MED	56° beam
NRW	21° beam

C FINISHES (Select one)

See page 2 for color chart

Powder Coat Painted Finishes (Standard)

AG7038 Agate Grey	CVBL Cove Blue	GW9002 Grey White	PB1035 Pearl Beige
BMAT Bronze Matte	CW9001 Cream White	HTHR Heather	RUST Rust
BRNZ Bronze	GLIM Glimmer	JB9005 Jet Black	SUNG Sungold
BSIL Blade Silver	GSIL Graphite Silver	OBRZ Old Bronze	TW9016 Traffic White

D OPTIONS (Multiple Selections Allowed)

⚠ Option availability may be interdependent with Voltage, Source or Other Options

JBC	Adaptor plate and decorative cover for 4" octagonal or square junction box. Finish matches canopy and housing
RMB	Remote mounted power supply (required for mullion mount)

ACCESSORIES - Order Separately

Remote emergency line voltage inverter – Surface or cabinet mount


PS-EMVL	Can supply a single fixture up to 20W at 120V or 277V for 90 minutes
PS-EMVM	Can supply multiple fixtures up to a combined 125W at 120V or 277V for 90 minutes
PS-EMVH	Can supply multiple fixtures up to a combined 375W at 120V or 277V for 90 minutes



IP65



XPS



LED



ETL Listed

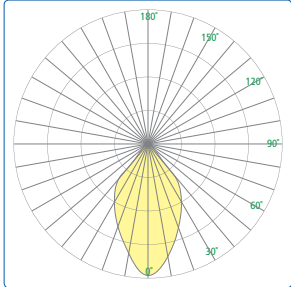


5 Year Warranty

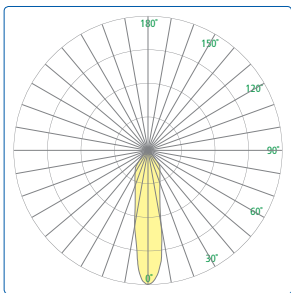
OW2450 – PLURAL



Photometrics



MED 56° beam

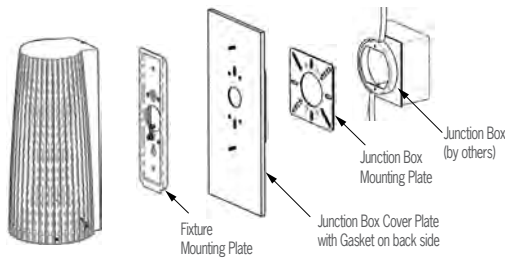


NRW 21° beam

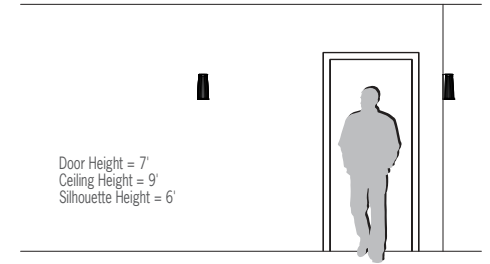
Technical Information

- Integral (unless RMB option is selected) high power factor electronic power supply with MVOLT operation
- Modular design for replacement of LED source and power supply
- IP65 rated
- Bracket mounting system simplifies installation and maintenance
- Surface mount to 2x4 junction box or window mullion. Mullion mount requires RMB option and minimum 2-7/8" mullion
- Optional junction box cover (JBC) available for 4" octagonal or square junction box
- Tamper resistant fasteners
- Clear tempered glass lens cover
- No VOC powder coat paint finish
- ETL listed for wet location

Junction Box Cover (JBC option) Mounting Detail

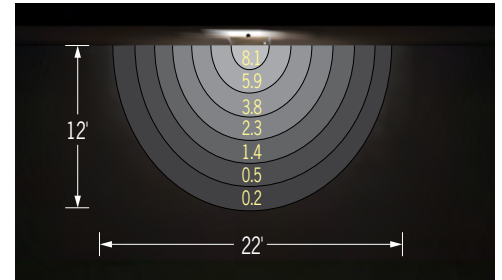


Relative Scale Drawing



Path of Egress

OW2450 Medium spread optics;
Mounted at 10' AFF, .70 light loss factor



Specify color code when ordering. For accurate color matching, individual paint and finish samples are [available upon request](#). For additional information see VisaLighting.com/materials-finishes

Painted Finishes (Standard)

